

**D2n Relay V23105**

- Standard DIL relay
- Dimensions 20x10x11mm (.795x.394x.433")
- Switching and continuous current 3A
- 2 form C contacts (2 CO, 2 changeover contacts)
- Immersion cleanable
- Four different coil sensitivities, 150mW, 200mW, 400mW, >500mW
- Surge voltage resistance meets FCC Part 68 requirement: 1.5kV (10/700µs) between coil and contacts



Typical applications  
 Communications equipment, office equipment, measurement and control equipment, entertainment electronics, medical equipment, consumer electronics

**Approvals**

UL 508 File No. E 111441  
 Technical data of approved types on request

**Contact Data**

Contact arrangement	2 form C (CO)
Max. switching voltage	220VDC, 250VAC
Rated current	3A
Limiting continuous current, 85°C	3A
Contact material	AgNi, gold-covered
Min. recommended contact load	10mA at 20mV
Minimum switching voltage	100µV
Initial contact resistance	<100mΩ at 10mA, 20mV
Frequency of operation without load	max. 50 operations/s
Operate / release time max.	6ms/4ms
Bounce time max.	5 ms
Electrical endurance	
at 230VAC/0.5A	typ. 3x10 <sup>5</sup> operations
at 6VDC/0.1A	typ. 2x10 <sup>6</sup> operations
at 30VDC/1A	typ. 5x10 <sup>5</sup> operations
at 30VDC/2A	typ. 1x10 <sup>5</sup> operations
Contact ratings, UL	30VDC/1.0A
	100VDC/0.3A
	125VAC/0.5A
	125VAC/1.0A
150mW and 200mW coil	
400mW and 500mW coil	
Mechanical endurance	typ. 15x10 <sup>6</sup> operations

**Coil Data**

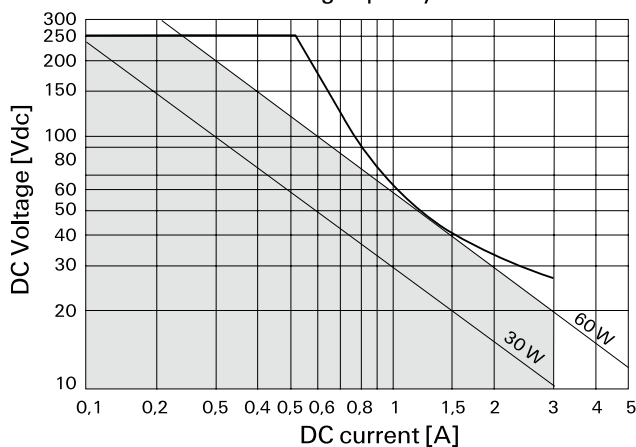
Magnetic system	neutral
Coil voltage range	3 to 48VDC
Max. coil temperature	85 °C
Thermal resistance	< 85K/W

**Coil versions, monostable**

Coil code	Rated voltage VDC	Operate voltage VDC	Limiting Voltage VDC	Release voltage VDC	Coil resistance Ω±10%	Rated coil power mW
<b>150mW coil power</b>						
001	5	4.0	11.7	0.25	167	150
002	6	4.8	14.0	0.30	240	150
006	9	7.2	21.0	0.45	540	150
003	12	9.6	28.0	0.60	960	150
005	24	19.2	56.0	1.20	3840	150
<b>200mW coil power</b>						
308	3	2.1	6.1	0.15	45	200
301	5	3.5	10.1	0.25	125	200
302	6	4.2	12.2	0.30	180	200
306	9	6.3	18.2	0.45	405	200
303	12	8.4	24.3	0.60	720	200
305	24	16.8	48.6	1.20	2880	200
307	48	33.6	97.2	2.40	11520	200
<b>400mW coil power</b>						
401	5	3.5	7.2	0.25	62	400
402	6	4.2	8.6	0.30	90	400
406	9	6.3	12.9	0.42	203	400
403	12	8.4	17.2	0.60	360	400
405	24	16.8	34.3	1.20	1440	400
407	48	33.6	68.6	2.40	5760	400
<b>&gt;500mW coil power</b>						
501	5	3.5	6.1	0.25	36	695
502	6	4.2	7.3	0.30	70	515
506	9	6.3	10.9	0.45	140	580
503	12	8.4	14.5	0.60	280	515
505	24	16.8	29.1	1.20	1050	550
507	48	33.6	58.1	2.40	4000	575

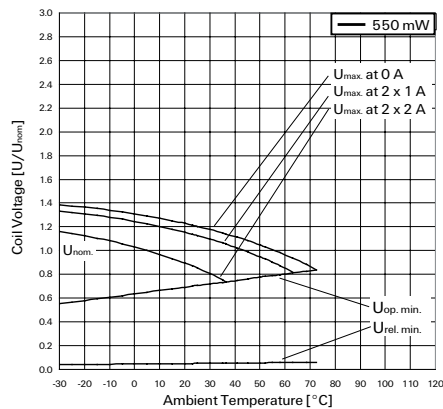
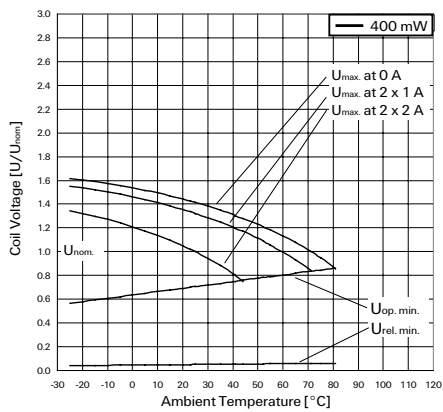
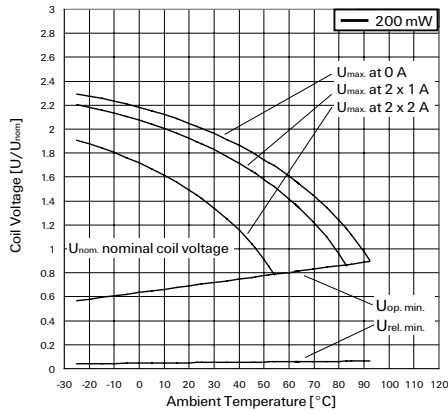
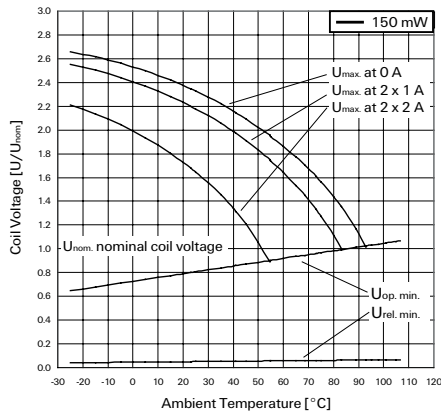
All figures are given for coil without pre-energization, at ambient temperature +23°C. Other coil voltages on request.

Max. DC load breaking capacity



**D2n Relay V23105 (Continued)**

**Coil Data (continued)**



**Coil Data (continued)**

**Coil operative range graphs**

- $U_{nom}$  Nominal coil voltage
- $U_{max}$  Upper limit of the operative range of the coil voltage (limiting voltage) when coils are continuously energized
- $U_{op. min.}$  Lower limit of the operative range of the coil voltage (reliable operate voltage)
- $U_{rel. min.}$  Lower limit of the operative range of the coil voltage (reliable release voltage)

**Insulation Data**

Initial dielectric strength	
between open contacts	750V <sub>rms</sub>
between contact and coil	1050V <sub>rms</sub>
between adjacent contacts	750V <sub>rms</sub>
Initial surge withstand voltage	
between open contacts	1500V
between contact and coil	1500V
between adjacent contacts	1500V
Initial insulation resistance at 500 VDC	
	> 10 <sup>9</sup> Ω
Capacitance	
between open contacts	max. 2pF
between contact and coil	max. 4pF
between adjacent contacts	max. 2pF

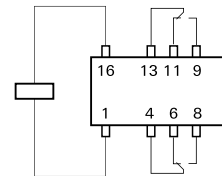
**Other Data**

Material compliance: EU RoHS/ELV, China RoHS, REACH, Halogen content refer to the Product Compliance Support Center at [www.tycoelectronics.com/customersupport/rohssupportcenter](http://www.tycoelectronics.com/customersupport/rohssupportcenter)

Ambient temperature	-25 to +85°C
Category of environmental protection	IEC 61810
Degree of protection, IEC 60529	RT III - immersion cleanable
Vibration resistance (functional)	IP 67
Shock resistance (functional)	10g, 10 to 55Hz
Shock resistance (destructive)	IEC 60068-2-27 (half sine) 10g
Terminal type	50g
Weight	PCB-THT
Resistance to soldering heat THT	max. 6g
Ultrasonic cleaning	IEC 60068-2-20 265°C/10s
Packaging unit	not recommended 1000 pcs.

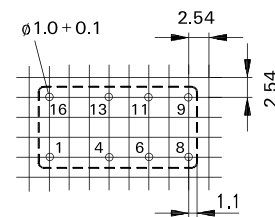
**Terminal assignment**

TOP view on component side of PCB



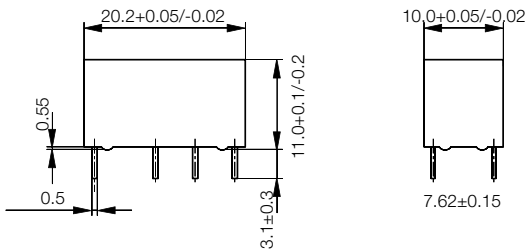
**PCB layout**

TOP view on component side of PCB

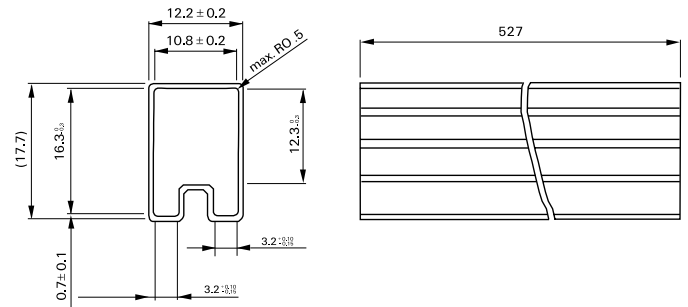


**D2n Relay V23105** (Continued)

**Dimensions**



**Packing**



**Product code structure**

Typical product code **V23105-A5 001 A201**

<b>Type</b>	<b>V23105-A5</b>	D2n Series Signal Relay
<b>Coil</b>	Coil code: please refer to coil versions table	
	Coil power	
	<b>0xxx</b> 150 mW	<b>4xxx</b> 400 mW
	<b>3xxx</b> 300 mW	<b>5xxx</b> 550 mW
<b>Contacts</b>	<b>A201</b> 2 form C, 2 CO, AgNi+Au contacts	

Product Code	Version	Coil power	Coil voltage	Part number
V23105A5001A201	AgNi+Au contacts	150mW	5VDC	8-1393792-5
V23105A5002A201			6VDC	8-1393792-7
V23105A5006A201			9VDC	9-1393792-1
V23105A5003A201			12VDC	8-1393792-8
V23105A5005A201			24VDC	9-1393792-0
V23105A5308A201		200mW	3VDC	1393793-5
V23105A5301A201			5VDC	9-1393792-3
V23105A5302A201			6VDC	9-1393792-5
V23105A5306A201			9VDC	1393793-2
V23105A5303A201			12VDC	9-1393792-7
V23105A5305A201			24VDC	9-1393792-9
V23105A5307A201			48VDC	1393793-3
V23105A5401A201		400mW	5VDC	1393793-6
V23105A5402A201			6VDC	1393793-7
V23105A5406A201			9VDC	1-1393793-0
V23105A5403A201			12VDC	1393793-8
V23105A5405A201			24VDC	1393793-9
V23105A5407A201			48VDC	1-1393793-1
V23105A5501A201		>500mW	5VDC	1-1393793-6
V23105A5502A201			6VDC	1-1393793-8
V23105A5506A201			9VDC	2-1393793-3
V23105A5503A201			12VDC	1-1393793-9
V23105A5505A201			24VDC	2-1393793-1
V23105A5507A201			48VDC	2-1393793-4
V23105A5475A201		BT 47 type spec T4563C (current tested)	5VDC	1-1393793-2
V23105A5479A201			10VDC	3-1393794-0
V23105A5476A201			12VDC	1-1393793-3
V23105A5477A201			24VDC	1-1393793-4
V23105A5478A201			48VDC	1-1393793-5