

V-Basic Standard V15 Series

Electromechanical Basic Switch



DESCRIPTION

Honeywell's V-Basic Standard V15 series is an electromechanical switch designed for enhanced reliability at a great value. This switch is often ideal for “low-cost-of-failure” – where the cost to replace the switch or to service any failure related to the switch is minimal. The V15 is designed for applications requiring ≥ 15 g of operating force and electrical ratings ranging from 0.1 A to 22 A.

FEATURES

- Broad range of electrical loads
- Straight, roller, simulated roller, and special actuators
- Special terminations available upon request
- Precision operation and application versatility
- Wide temperature range
- Global approvals (ENEC, CQC, UL, cUL)

BENEFITS

- Compatible with many applications due to the switches design flexibility, broad range of electrical loads, and actuators
- Accepts insulated connections, most quick connect openings
- Reliability, repeatability within range of conditions

The V15 Series switch offers a wide range of standard offerings, including a choice of actuators, electrical ratings, operating forces, and circuitry, and holds global approvals (ENEC, CQC, UL, cUL).

POTENTIAL APPLICATIONS

- Appliance
- Gaming
- Vending machines
- Water heaters
- Industrial controls

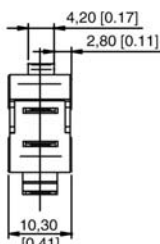
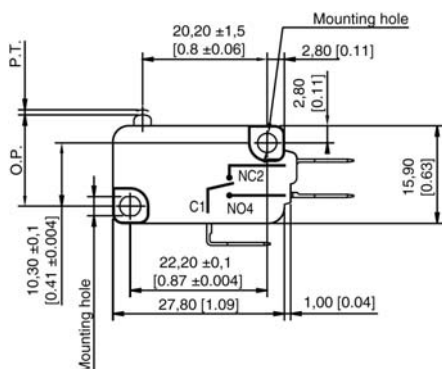
V-Basic Standard V15 Series

Specifications	
Insulation resistance	≥ 100 mOhm (500 Vdc)
Dielectric strength	1000 Vac (50 Hz/60 Hz, 1 min.)
Contact resistance	100 milliOhm max.
Operating frequency - electrical	10 to 30 operations per minute
Operating frequency – mechanical	300 operations per minute max.
Operating speed	0,1mm - 1m/sec.
Service life mechanical	5 million cycles (operating force ≤ 200 g); 1 million cycles (operating force > 200 g)
Service life electrical	6000 or 50000 operations minimum
Storage temperature	-25 °C to 100 °C [-13 °F to 212 °F]
Storage humidity	85 % RH max.
Micro disconnection (μ)	< 3 mm contact gap
Agency approvals	ENEC, CQC, UL, cUL

ELECTRICAL CHARACTERISTICS

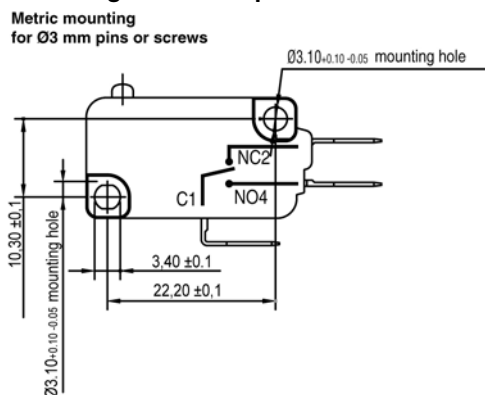
Electrical rating	
5	ENEC/CQC: 5 (2.5) A, 125 Vac/250 Vac (50000 cycles)
10	UL/cUL: 10 A 1½ HP, 125 Vac/250 Vac (100000 cycles)
16	ENEC/CQC: 16(4) A, 250 Vac (50000 cycles) UL/cUL: 16½ HP, 125 Vac/250 Vac (6000 cycles)
22	ENEC/CQC: 22(8)A, 250 Vac (10000 cycles) UL/cUL: 22 A 1HP, 125 Vac/250Vac (6000 cycles)

DIMENSIONS

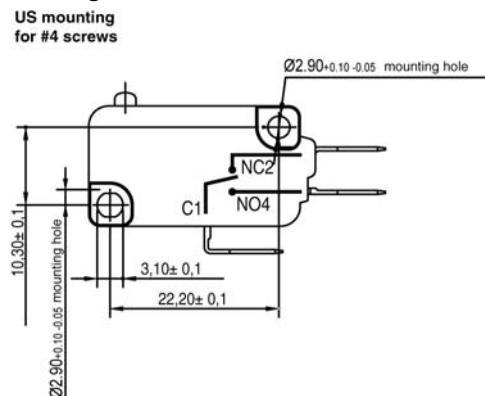


MOUNTING HOLE DIMENSIONS

Metric mounting for Ø3 mm pins or screws



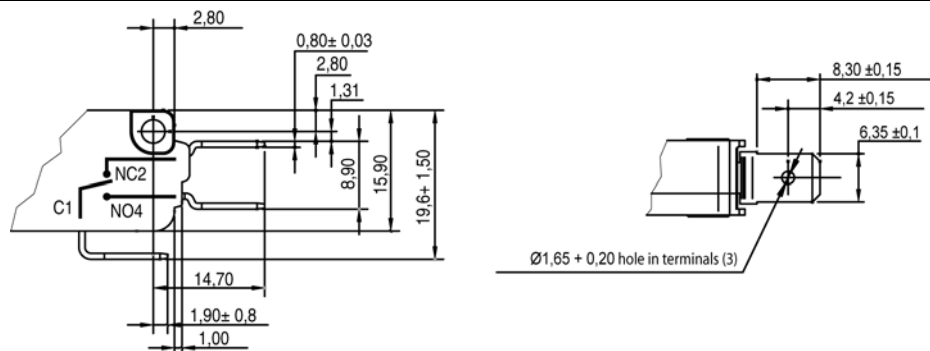
USA mounting for #4 screws



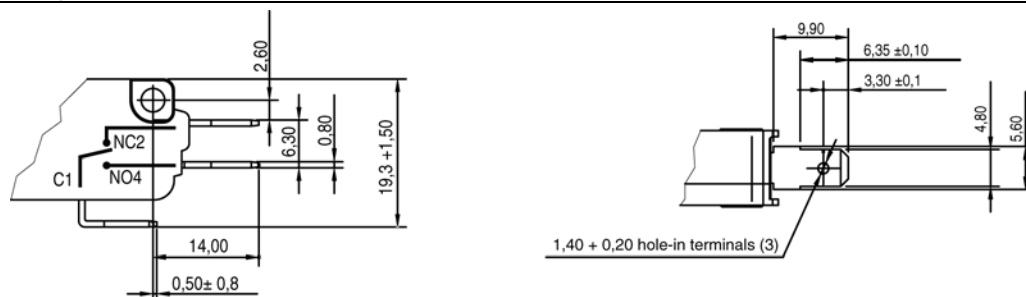
Electromechanical Basic Switches

CONNECTION DIMENSIONS

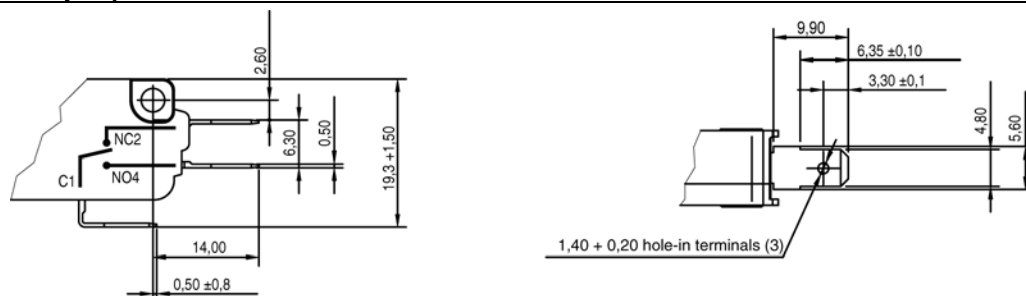
C-style quick connect - 6,35 mm wide x 0,8 mm thick



D-style quick connect - 4,80 mm wide x 0,8 mm thick



E- style quick connect - 4,80 mm wide x 0,5 mm thick



V-Basic Standard V15 Series

STANDARD LEVER OPTIONS

Lever code/Description	Outline dimensions
A01/Straight short lever	
A02/Standard straight lever	
A03/Long straight lever	
A04/Simulated roller lever	
A05/Short roller lever	
A06/Roller lever	

Electromechanical Basic Switches

NOMENCLATURE TREE

V15 Series Micro Switch Ordering Instruction

V15 系列微动开关订货型号指引

V15	T	16	C	Z	200	A	01	XX	K
Switch Type 开关类别	Temperature grade 温度等级	Electrical Rating 额定负载	Terminal Style 端子类型	Circuit Code 接插形式	Operating Force at pin Plunger, Max 操作力(最大值) 数据在不带操作柄测得	Lever Position 操作柄位置	Lever Type 操作柄类型	Special Designator 特别设计代码	Mounting Holes 安装孔
V15 Series Micro-Switch V15系列微动开关	S (for "05" rating Only. 仅适用"05"额定负载)	05 ENEC/CQC: 0.1A 30VDC 0.1A 125/250VAC 5(2.5)A 125/250VAC ("S" and "T" Temperature grade only) UL/CSA: 0.1A 30VDC 0.1A 125/250VAC 5A 1/10HP 125/250VAC	C 0.250x0.032 Quick connect 快速连接端子 6.30X0.80mm	Z SPDT 单极双投	015 15gf 0.15N	No lever 不带操作柄 Pin Plunger 柱式按垫	No lever 不带操作柄 Pin Plunger 柱式按垫	A special designator letter is used only when Terminal Type is "X" or Actuator/Lever Type is "99" to specify that the terminals or the actuator of the switch is special. Review Product Specification to determine the exact differences. 此为特别指定代码,当端子类型是"	Metric Ø3.1mm USA Ø2.9mm
	T T125	10 UL/CSA: 1A 30VDC 10A 1/2HP 125/250VAC (100K cycles, "H" temperature grade only, "H" 温试等级适用)	D 0.187"x0.032" Quick connect 快速连接端子 4.70X0.8mm	P SPST-NO 单极单投-常开	025 25gf 0.25N	A Far From Pin Plunger 远离柱式按垫位置	01 Short Straight Lever 短直柄		
	H T150	16 ENEC/CQC: 16(4)A 250VAC UL/CSA: 16 1/2HP 125/250VAC	E 0.187"x0.020" Quick connect 快速连接端子 4.70X0.5mm	C SPST-NC 单极单投-常闭	050 50gf 0.49N	B Near Pin Plunger 靠近柱式按垫位置	02 Std. Straight Lever 标准直柄		
		22 ENEC/CQC: 22(8)A 250VAC UL/CSA: 22A 1HP 125/250VAC	G 0.187"x0.032" Solder/Quick connect 焊接/快速连接端子 4.70X0.8mm		100 100gf 0.98 N		03 Long Straight Lever 长直柄		
			L Left side PCB connect 左侧面PCB端子		200 200gf 1.96N		04 Simulated Roller Lever 模拟滚轮手柄		
			R Right side PCB connect 右侧面PCB端子		300 300gf 2.94N		05 Roller Lever 带滚轮手柄		
			S Solder Connect 焊接端子		400 400gf 3.92N		06 Long Roller Lever 带滚轮手柄		
			T Screw Connect 螺孔端子				99 Special Lever 特殊手柄		
			X Special Connect 特殊端子						
			X1						

Note: (1) Letters only for Basic type Case / Cover
Letters and number for Flat type Case / Cover.
仅字母用于基本型外壳
字母+数字用于平盖型外壳

ORDER GUIDE

V15 AP order guide									
V15 H 5 - E	Z	100	V15 H 16 - E	Z	100				
V15 H 5 - E	Z	200	V15 H 16 - E	Z	200				
V15 H 5 - C	Z	100	V15 H 16 - C	Z	100				
V15 H 5 - C	Z	200	V15 H 16 - C	Z	200				
V15 H 5 - E	P	100	V15 H 16 - E	P	100				
V15 H 5 - E	P	200	V15 H 16 - E	P	200				
V15 H 5 - C	P	100	V15 H 16 - C	P	100				
V15 H 5 - C	P	200	V15 H 16 - C	P	200				
V15 H 10 - E	Z	100	V15 H 22 - E	Z	100				
V15 H 10 - E	Z	200	V15 H 22 - E	Z	200				
V15 H 10 - C	Z	100	V15 H 22 - C	Z	100				
V15 H 10 - C	Z	200	V15 H 22 - C	Z	200				
V15 H 10 - E	P	100	V15 H 22 - E	P	100				
V15 H 10 - E	P	200	V15 H 22 - E	P	200				
V15 H 10 - C	P	100	V15 H 22 - C	P	100				
V15 H 10 - C	P	200	V15 H 22 - C	P	200				



WARNING

PERSONAL INJURY

DO NOT USE these products as safety or emergency stop devices or in any other application where failure of the product could result in personal injury.

Failure to comply with these instructions could result in death or serious injury.



WARNING

MISUSE OF DOCUMENTATION

- The information presented in this product sheet is for reference only. Do not use this document as a product installation guide.
- Complete installation, operation, and maintenance information is provided in the instructions supplied with each product.

Failure to comply with these instructions could result in death or serious injury.

SALES AND SERVICE

Honeywell serves its customers through a worldwide network of sales offices, representatives and distributors. For application assistance, current specifications, pricing or name of the nearest Authorized Distributor, contact your local sales office or:

E-mail: info.sc@honeywell.com

Internet: www.honeywell.com/sensing

Phone and Fax:

Asia Pacific	+65 6355-2828
	+65 6445-3033 Fax
Europe	+44 (0) 1698 481481
	+44 (0) 1698 481676 Fax
Latin America	+1-305-805-8188
	+1-305-883-8257 Fax
USA/Canada	+1-800-537-6945
	+1-815-235-6847
	+1-815-235-6545 Fax

WARRANTY/REMEDY

Honeywell warrants goods of its manufacture as being free of defective materials and faulty workmanship. Honeywell's standard product warranty applies unless agreed to otherwise by Honeywell in writing; please refer to your order acknowledgement or consult your local sales office for specific warranty details. If warranted goods are returned to Honeywell during the period of coverage, Honeywell will repair or replace, at its option, without charge those items it finds defective. **The foregoing is buyer's sole remedy and is in lieu of all other warranties, expressed or implied, including those of merchantability and fitness for a particular purpose. In no event shall Honeywell be liable for consequential, special, or indirect damages.**

While we provide application assistance personally, through our literature and the Honeywell web site, it is up to the customer to determine the suitability of the product in the application.

Specifications may change without notice. The information we supply is believed to be accurate and reliable as of this printing. However, we assume no responsibility for its use.

Sensing and Control
Honeywell
1985 Douglas Drive North
Golden Valley, MN 55422
www.honeywell.com/sensing

004945-2-AP IL50 GLO Printed in USA
October 2007
Copyright © 2007 Honeywell International Inc. All rights reserved.

Honeywell