
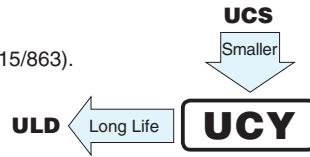


UCY

Miniature Sized, High Ripple Current,
High Reliability



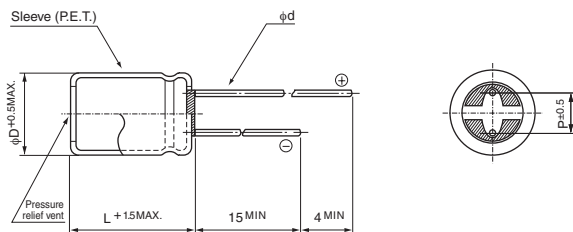
- High ripple current and Long Life product withstanding load life of 10000 to 12000 hours at +105°C.
- Suited for power supply and ballast application.
- Compliant to the RoHS directive (2011/65/EU, (EU) 2015/863).
- AEC-Q200 compliant. Please contact us for details.



Specifications

Item	Performance Characteristics														
Category Temperature Range	-40 to +105°C (160 to 400V), -25 to +105°C (420 to 500V)														
Rated Voltage Range	160 to 500V														
Rated Capacitance Range	6.8 to 680µF														
Capacitance Tolerance	±20% at 120Hz, 20°C														
Leakage Current	After 1 minute's application of rated voltage at 20°C, leakage current is not more than 0.04CV+100 (µA)														
Tangent of loss angle (tan δ)	Measurement frequency : 120Hz at 20°C														
	Rated voltage (V)	160	200	250	350	400	420	450	500						
	tan δ (MAX.)	0.20	0.20	0.20	0.24	0.24	0.24	0.24	0.24						
Stability at Low Temperature	Measurement frequency : 120Hz														
	Rated voltage (V)	160	200	250	350	400	420	450	500						
	Impedance ratio (MAX.)	Z-25°C / Z+20°C	3	3	3	5	5	6	6						
		Z-40°C / Z+20°C	6	6	6	6	6	-	-						
Endurance	The specifications listed at right shall be met when the capacitors are restored to 20°C after D.C. bias plus rated ripple current is applied for 12000 hours (10000 hours for 20L or less, 500V) at 105°C, the peak voltage shall not exceed the rated voltage.						<table border="1"> <tr> <td>Capacitance change</td> <td>Within ±20% of the initial capacitance value</td> </tr> <tr> <td>tan δ</td> <td>200% or less than the initial specified value</td> </tr> <tr> <td>Leakage current</td> <td>Less than or equal to the initial specified value</td> </tr> </table>			Capacitance change	Within ±20% of the initial capacitance value	tan δ	200% or less than the initial specified value	Leakage current	Less than or equal to the initial specified value
Capacitance change	Within ±20% of the initial capacitance value														
tan δ	200% or less than the initial specified value														
Leakage current	Less than or equal to the initial specified value														
Shelf Life	After storing the capacitors under no load at 105°C for 1000 hours and then performing voltage treatment based on JIS C 5101-4 clause 4.1 at 20°C, they shall meet the specified values for the endurance characteristics listed above.														
Marking	Printed with white color letter on dark brown sleeve.														

Radial Lead Type

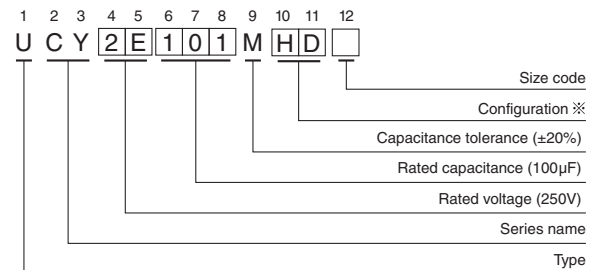


	(mm)			
φD	10	12.5	16	18
P	5.0	5.0	7.5	7.5
φd	0.6	0.6 ^①	0.8	0.8

※ In case L > 25 for the φ12.5 dia. unit, lead dia. φd = 0.8mm.

- Please refer to page 20 about the end seal configuration.

Type numbering system (Example : 250V 100µF)



※ Configuration

φ D	Pb-free leadwire Pb-free PET sleeve
10	PD
12.5 to 18	HD

Please refer to page 20, 21, 22 about the formed or taped product spec.
Please refer to page 4 for the minimum order quantity.

- Dimension table in next page.

UCY

■ Dimensions

Cap.(μF)	Code	V		160		200		250		350		400		420		450		500	
		2C	2D	2E	2V	2G	W6	2W	2H										
6.8	6R8											10 × 16	140	10 × 16	105	10 × 16	105		
10	100											10 × 16	150	10 × 20	135	10 × 20	135	12.5 × 20	160
12	120								10 × 16	160		10 × 20	175	10 × 20	150	10 × 20	150		
15	150								10 × 20	180		10 × 20	180	10 × 25	185	10 × 25	185	12.5 × 25	220
18	180								10 × 20	215		10 × 25	235	10 × 31.5	215	10 × 31.5	215	12.5 × 31.5	240
																▲ 12.5 × 20	255	● 16 × 20	240
22	220				10 × 16	225	10 × 16	225	10 × 25	255		10 × 31.5	275	12.5 × 20	285	12.5 × 25	300	12.5 × 35.5	280
									○ 10 × 20	215								▲ 16 × 25	280
										● 12.5 × 20	325								● 18 × 20
27	270				10 × 16	235	10 × 20	255	10 × 31.5	305		12.5 × 20	360	12.5 × 25	340	12.5 × 25	340	12.5 × 40	310
									○ 10 × 25	255								▲ 16 × 25	310
33	330	10 × 16	260	10 × 20	305	10 × 20	305	10 × 20	305	12.5 × 20	380	12.5 × 25	385	12.5 × 31.5	400	12.5 × 31.5	400	16 × 31.5	350
										● 12.5 × 20	400	● 16 × 20	450	● 16 × 20	385	● 16 × 20	385	● 18 × 25	350
39	390	10 × 16	295	10 × 20	325	10 × 25	345	12.5 × 25	455	12.5 × 31.5	465	12.5 × 31.5	430	12.5 × 35.5	460	12.5 × 35.5	440	16 × 35.5	380
										○ 12.5 × 25	385				● 18 × 20	440			
47	470	10 × 20	375	10 × 20	360	10 × 31.5	405	12.5 × 25	510	12.5 × 31.5	510	12.5 × 35.5	505	12.5 × 40	525	12.5 × 40	525	16 × 40	440
				● 12.5 × 20	490	○ 10 × 25	345	● 16 × 20	540	▲ 12.5 × 31.5	510	▲ 16 × 25	500	▲ 16 × 25	500	▲ 16 × 25	500	▲ 18 × 31.5	440
56	560	10 × 20	380	10 × 25	415	12.5 × 20	515	12.5 × 31.5	590	12.5 × 35.5	630	12.5 × 40	570	16 × 31.5	585	16 × 31.5	585	18 × 35.5	480
									▲ 16 × 20	565	▲ 16 × 25	585	● 18 × 20	600	● 18 × 25	560			
68	680	10 × 25	455	10 × 31.5	485	12.5 × 25	615	12.5 × 35.5	695	12.5 × 40	720	16 × 31.5	645	16 × 35.5	660	16 × 35.5	660	18 × 40	525
		● 12.5 × 20	590	● 12.5 × 20	650	● 16 × 20	650	● 16 × 25	700	○ 16 × 25	640	● 18 × 25	615						
82	820	10 × 31.5	534	12.5 × 25	645	12.5 × 31.5	715	16 × 31.5	740	16 × 31.5	805	16 × 35.5	725	16 × 40	750	16 × 40	750		
		○ 10 × 25	455	○ 12.5 × 20	645	○ 12.5 × 25	615	▲ 12.5 × 40	785										
		● 12.5 × 20	640	● 16 × 20	690	● 16 × 20	690	○ 16 × 25	700	● 18 × 25	765	▲ 18 × 31.5	730	▲ 18 × 31.5	730				
100	101	12.5 × 20	645	12.5 × 25	695	16 × 20	715	16 × 31.5	825	16 × 35.5	850	16 × 40	825	18 × 35.5	835	18 × 35.5	835		
				● 16 × 20	710	▲ 12.5 × 35.5	785	● 18 × 25	790	▲ 18 × 31.5	875	▲ 18 × 35.5	835						
120	121			16 × 20	775	16 × 25	845	16 × 35.5	925	18 × 31.5	940	18 × 40	930	18 × 40	930	18 × 40	930		
		12.5 × 25	760	▲ 12.5 × 31.5	810	○ 12.5 × 35.5	785	● 12.5 × 40	890	▲ 18 × 31.5	940	▲ 16 × 40	950	▲ 18 × 46	945	▲ 18 × 46	945		
150	151	12.5 × 31.5	905	12.5 × 35.5	965	18 × 25	970	18 × 35.5	1080										
		○ 12.5 × 25	760	● 16 × 25	945	▲ 12.5 × 40	990	▲ 16 × 40	1000	18 × 40	1030								
180	181	16 × 20	1000	12.5 × 40	1090	16 × 31.5	1110												
		○ 12.5 × 31.5	905	▲ 16 × 25	1035	▲ 18 × 25	1050	18 × 40	1205	18 × 46	1110								
220	221	12.5 × 40	1200	16 × 31.5	1230	16 × 40	1295												
		○ 12.5 × 35.5	1050	▲ 12.5 × 40	1090	○ 16 × 35.5	1220	18 × 46	1300										
270	271	18 × 25	1235	16 × 35.5	1400	18 × 35.5	1450												
		▲ 12.5 × 40	1300	▲ 18 × 31.5	1410	▲ 16 × 40	1350												
330	331	16 × 31.5	1510	16 × 40	1595	18 × 46	1600												
		▲ 18 × 25	1445	▲ 18 × 31.5	1560	○ 18 × 40	1530												
390	391	16 × 40	1730	18 × 40	1780														
		○ 16 × 35.5	1510	○ 18 × 35.5	1690														
470	471	18 × 35.5	1920	18 × 40	1850														
		▲ 16 × 40	1730	▲ 18 × 46	1900														
560	561	18 × 40	2130																
680	681	18 × 46	2300																Case size φD × L (mm) ※

● Frequency coefficient of rated ripple current

Frequency	50Hz	120Hz	1kHz	10kHz	100kHz or more
Coefficient	0.80	1.00	1.60	1.80	2.00

※ : Rated ripple current (mArms) at 105°C 120Hz

▲ : In this case, ⑥ will be put at 12th digit of type numbering system.

● : In this case, ③ will be put at 12th digit of type numbering system.

○ : In this case, ⑨ will be put at 12th digit of type numbering system.