



SM8-250HPV PV Specially Used DC molded case circuit breaker

SM8-250HPV series photovoltaic special DC molded case circuit breaker is suitable for DC grid circuit with rated voltage up to DC1500V and rated current of 250A. DC circuit breaker has overload long delay protection, short circuit instantaneous protection function, used to distribute electric energy and protect circuit and the power supply equipment is protected from the danger of overload, short circuit, etc.

The operating mechanism of the DC circuit breaker has the functions of quick closing and fast reading segmentation, compact structure, small size and convenient use.



Specifications

name	model	Attachment code	Attachment installation location	Control voltage
Auxiliary contact	AX	250PV	-	-
Alarm contact	AL	250PV	-	-
Shunt release	SHT	250HPV	right side installation	DC24V/AC230V/AC400V

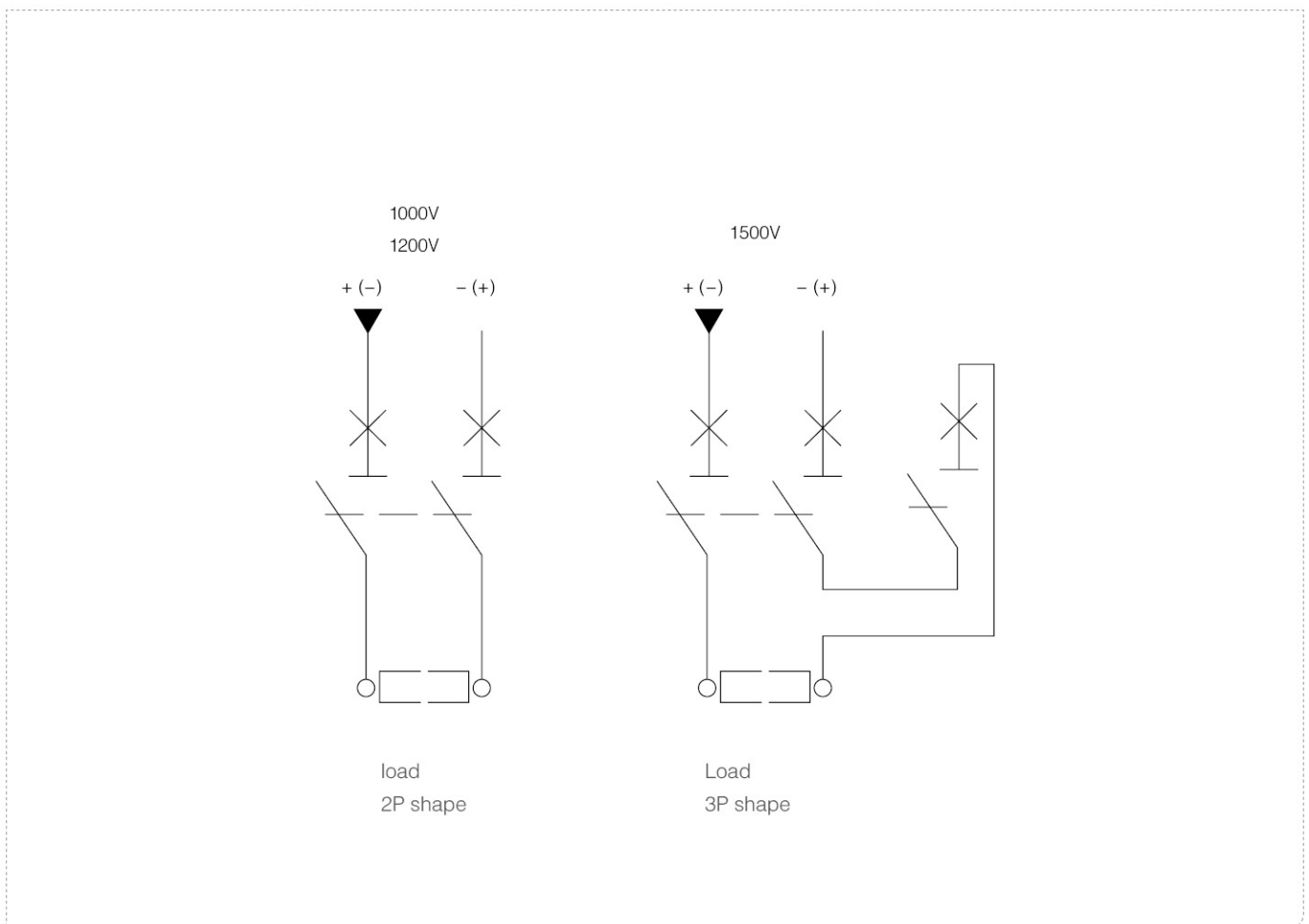
The main technical parameters

Product number	SM8-250HPV / 2 1000V SM8-250HPV / 2 1200V	SM8-250HPV / 3 1500V
product name	PV DC MCCB PV DC MCCB	
Rated operating voltage U _e	DC1000V DC1200V	DC1500V
Rated insulation voltage U _i	1500V	1500V
Rated impulse voltage U _{imp}	12kV	12kV
Number of poles	2	3
Trip unit type	Thermomagnetic(Not adjustable), TMD Fixed	
Rated ultimate short-circuit segmentation capability I _{cu}	U _e 1200v 10kA U _e 1000v 16kA	U _e 1500v 20kA
Running segmentation capability I _{cs}	U _e 1200v 7.5kA U _e 1000v 12kA	U _e 1500v 15kA
Protective function	Long delay protection I _r	1I _n
	Instantaneous protection I _i	5I _n
Dimensions W×H×D	90×200×86mm	135×200×86mm

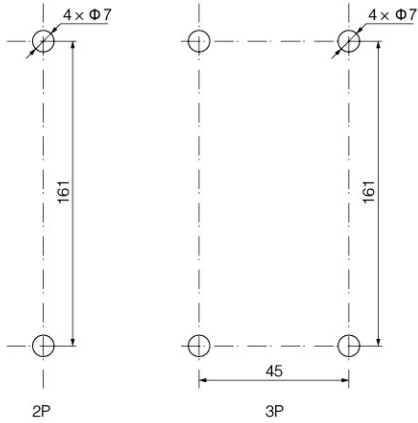
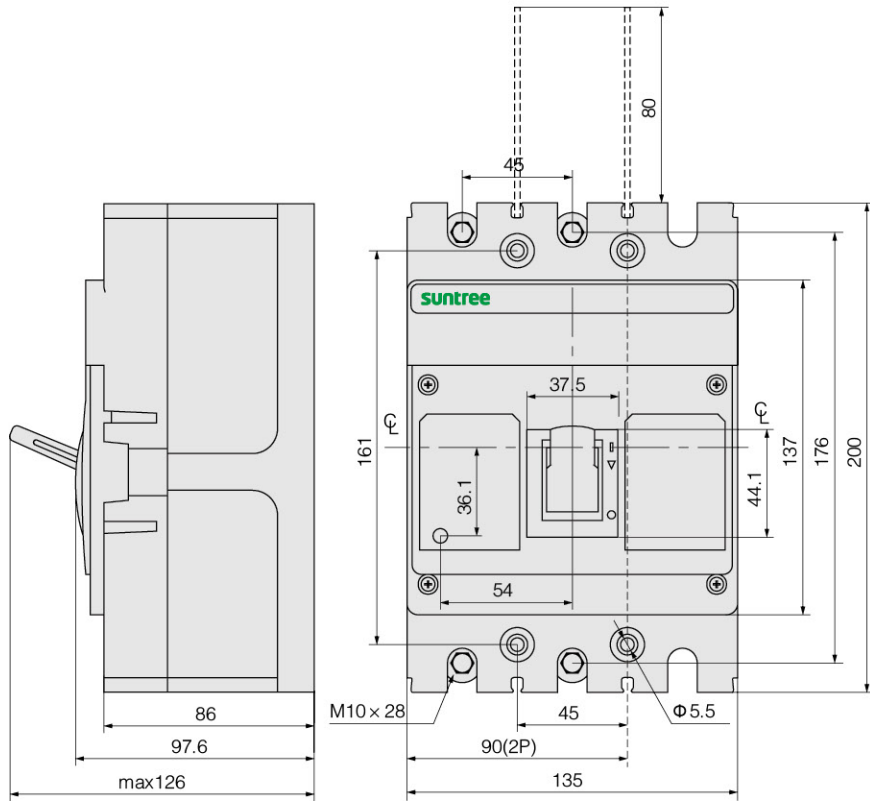
Thermal protection

Serial number	Experimental current	I/Ir	Appointed time	Initial state
1	Conventional non-tripping current	1.05	$>1h(I_n \leq 63A)$	Cold state
			$>2h(I_n > 63A)$	
2	Conventional discharge current	1.3	$\leq 1h(I_n \leq 63A)$	After the test according to the serial number 1
			$\leq 2h(I_n > 63A)$	

Wiring diagram



Shape and Installation Dimensions(mm)



Tolerance Table

Base size		Tolerance range
>	<	
0	30	± 0.2
30	50	± 0.3
50	80	± 0.5
80	120	± 0.6
120	180	± 0.7
180	250	± 0.8
250	315	± 1.0