

# Moulded Case Circuit Breaker+Earth Leakage MCCB-ADM1LE



## APPLICATION / DESCRIPTION

ADM1LE series residual circuit breaker is suitable for AC50/60Hz, rated voltage 415V, rated current 10A to 800A circuit. Its main function is to provide indirect contact protection to people who are in danger of electric shock.

The rated residual operating current does not exceed 30mA, can also be used as a supplementary protection for direct contact when other protective measures fail, but not as the only direct contact protection. Besides, it can also be used to prevent electrical fires caused by contact fault currents, and protect the overload and short circuit of the line, and also be used for infrequent conversion of the circuit.

It is in conformity of IEC60947-2 standard.

Ambient temperature: -5°C to +40°C

## PART NUMBER EXAMPLE

BASE NUMBER	POLES	RATED CURRENT
MCCB-ADM1LE	3	63A
<b>EXAMPLE</b>	MCCB-ADM1LE-3063 (MCCB E/L 415V 63A 3P 20KA)	

## MAIN TECHNICAL DATA

Model NO.	Rated Current(A)	Rated Voltage	Rated Residual Operating Current(mA)	Icu(kA) 415V/690V	Ics(kA) 415V/690V
ADM1LE-125 S/H	16,20,25,32,40,50,63,80,100,125	3P/4P: 415V	100,300,500	S:30 H:50	S:15 H:25
ADM1LE-250 S/H	100,125,140,160,180,200,225,250	3P/4P: 415V	100,300,500	S:30 H:50	S:15 H:25
ADM1LE-400 S/H	200,225,250,315,350,400	3P/4P: 415V	100,300,500	S:50 H:65	S:25 H:32.5
ADM1LE-630 S/H	400,500,630	3P/4P: 415V	100,300,500,1000	S:50 H:65	S:25 H:32.5
ADM1LE-800 S/H	630,700,800	3P/4P: 415V	100,300,500,1000	S:50 H:70	S:25 H:35

S-Standard Type;

H-High Breaking Ability;

## CLASSIFICATION

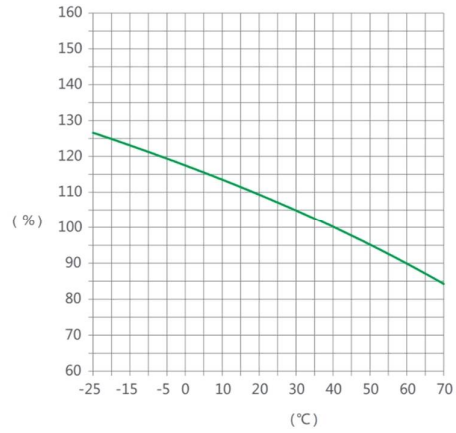
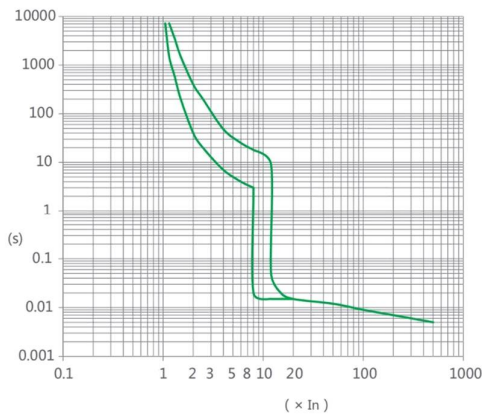
Installation Type	Vertical installation, Horizontal installation
Wiring Type	Front connection, Back connection, Plug-in type
Handle Type	Direct operated handle , extend rotary handle, Motor operator
Tripping Type	Thermal magnetic tripping, Electronic tripping
Number of poles	3P, 4P

## TRIPPING CHARACTERISTIC

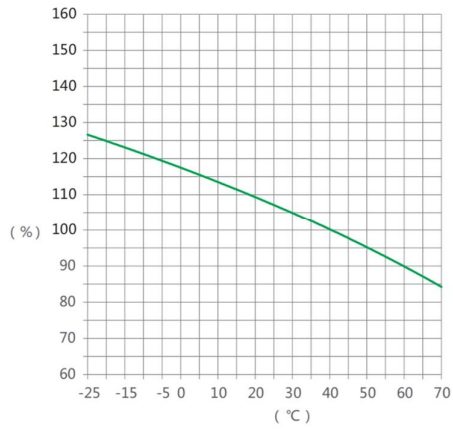
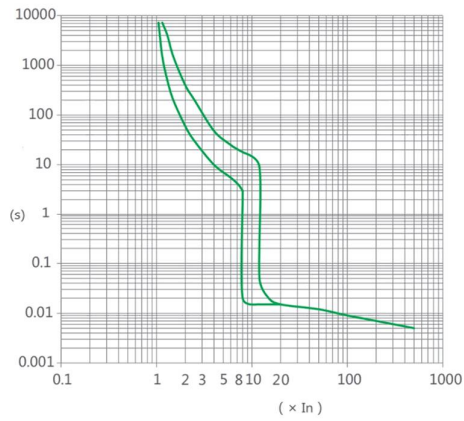
Electromagnetic tripping for Distribution protection				
Rated Current(A)	Thermal tripping(Ambient temperature +40°C)		Electromagnetic trip action current (A)	
	1.05In Cold state	1.30In Thermal state		
10≤In≤63	≥1	≤1	10In± 20%	
63<In≤100	≥2	≤2	10In± 20%	
100<In≤800	≥2	≤2	10In± 20%	
Electromagnetic tripping for Motor protection				
Rated Current(A)	Thermal tripping (Ambient temperature +40°C)			Electromagnetic trip action current (A)
	1.0In Cold state	1.2In Thermal state	1.5In Thermal state	
10≤In≤800	≥2h	≤2h	≤8min	6≤Tp≤20s

## RESIDUAL CURRENT PROTECTION CHARACTERISTIC CURVE

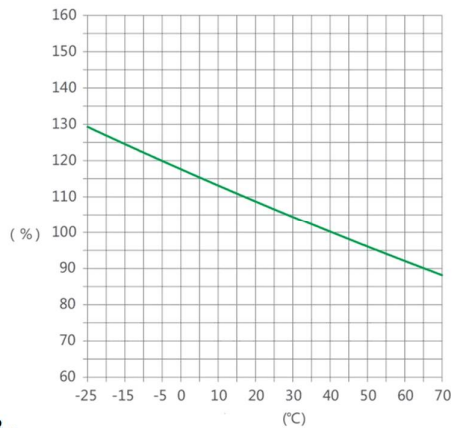
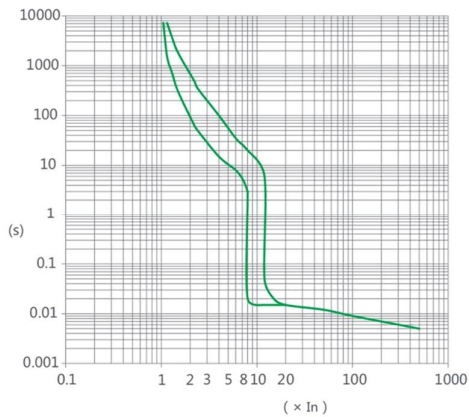
**ADM1LE-125**



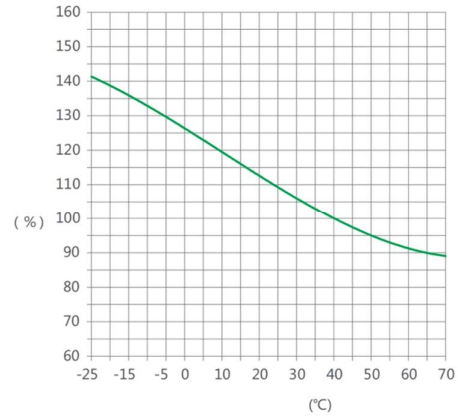
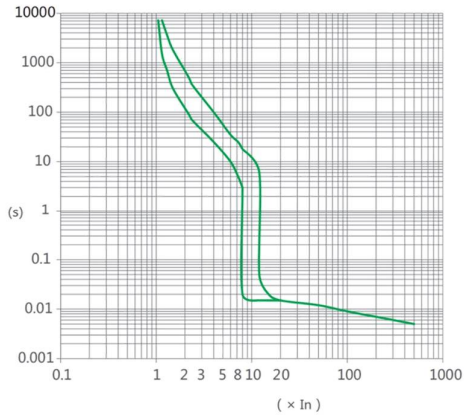
**ADM1LE-250**



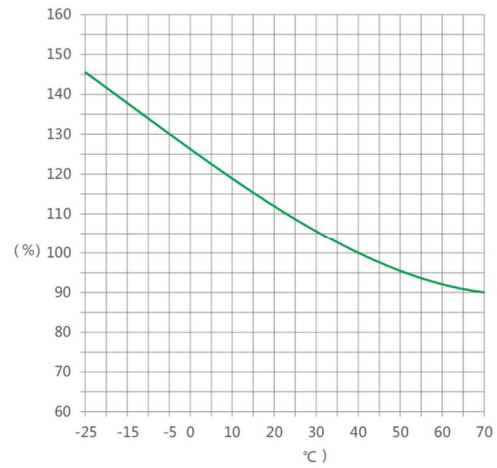
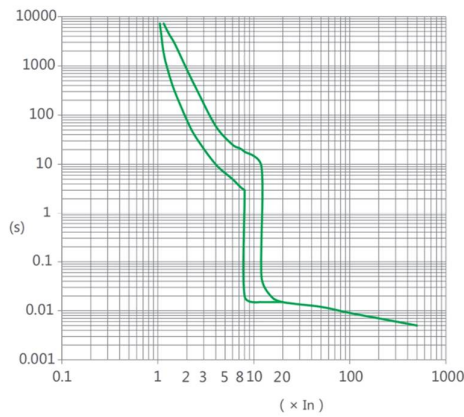
**ADM1LE-400**



### ADM1LE-630



### ADM1LE-800



## DIMENSIONS AND MOUNTING

Model NO.	Width (mm)	Length (mm)	Height (mm)
ADM1LE-100 3P	92	150	92
ADM1LE-100 4P	122	150	92
ADM1LE-250 3P	107	165	90
ADM1LE-250 4P	142	165	90
ADM1LE-400 3P	150	257	106.5
ADM1LE-400 4P	198	257	106.5
ADM1LE-630/800 3P	210	280	115.5
ADM1LE-630/800 4P	280	280	115.5

