


D-SUB HIGHT DENSITY DIP 90° TYPE STAMPED PIN

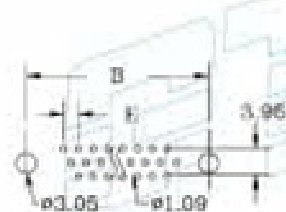
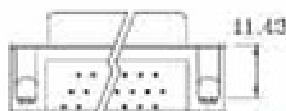
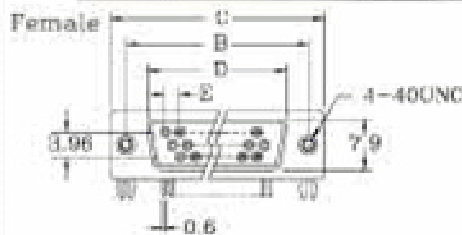


SPECIFICATIONS :

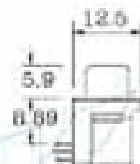
- *Contact Resistance : 30mΩ max. at DC 100mA
- *Insulator Resistance : 1000MΩ min. at DC 500V
- *Current Rating : 3 AMP

DIELECTRIC WITHSTANDING :

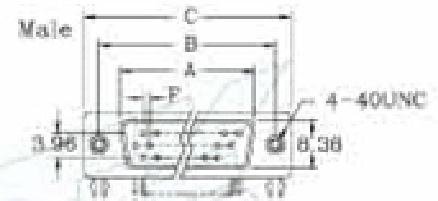
- *Voltage : AC 1000V For 1 minute
- *Operating Temperature : -55°C ~ +105°C
- *Contact : Brass or Phosphor Bronze
- *Housing : PBT & 30% Glass Fiber (UL 94V-0)



Recommended PCB Layout



P/N CODE #B
S= WITH 4#40UNC
INSERT &
BOARD LOCK



P/N CODE #B
Y= WITH JACK
SCREWS &
BOARD LOCK



Recommended PCB Layout

Position	Dimension					
	A	B	C	D	E	F
15	16.92	24.99	30.9	16.33	2.29	1.145
26	25.25	33.32	38.1	24.66	2.29	1.145
44	38.25	47.04	53.0	38.38	2.29	1.145
62	55.42	63.50	68.3	54.84	2.41	1.205

UNIT : mm

Ordering Information

HD	L	15	P	T	K	1	N	S	E
1	2	3	4	5	6	7	8	9	10

1.SERIES NO (產品系列):
HD = D-SUB HIGHT DENSITY

2.SERIES TYPE (產品型式)
L = RIGHT ANGLE (插板=90°)

3.NO. OF CONTACT (端子數):
15, 26, 44, 62

4.CONTACT TYPE (連接器類別):
P = MALE (公座)
S = FEMALE (母座)

5.SHELL PLATING (前殼鍍鍍):
T = TIN SHELL (鍍錫)
N = NICKEL (鍍鎳)

6.INSULATOR COLOR (膠芯顏色):
K = BLACK (黑色)

7.SHELL TYPE (外殼類別):
1 = DIMPLE FOR SHELL (外殼壓花)
PS : MALE TYPE ONLY
2 = W/O DIMPLE (外殼無壓花)

8.OPTION ON SCREWS (附件選擇)
N = WITH 4#40UNC INSERT
& BOARD LOCK (有魚叉)

Y = WITH JACK SCREWS (4#40UNC)
& BOARD LOCK (有六角母螺絲+魚叉)

9.PIN TYPE (端子類別):
S = STAMPED PIN (沖壓端子)

10.ADD PARTS (加附件)
E = EMI TYPE ONLY (鐵粉芯)