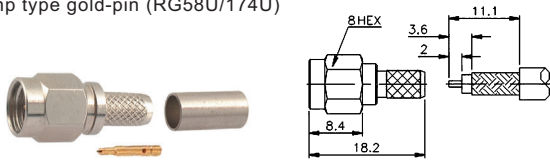
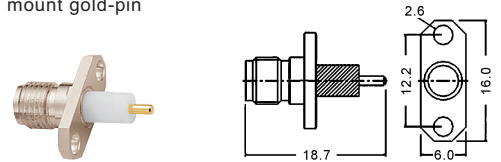


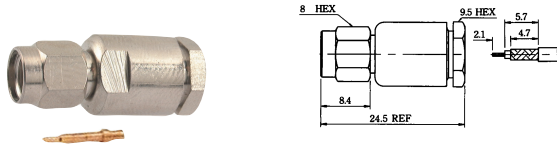
M5000
SMA male crimp type gold-pin (RG58U/174U)



M50115
SMA female chassis mount gold-pin




M5001
SMA male clamp type gold-pin (RG58U)



M5012
SMA male bulkhead gold-pin




M5004
SMA female crimp type gold-pin (RG58U/174U)



M5013
SMA female bulkhead gold-pin



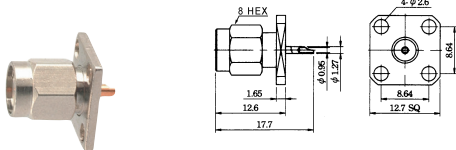
M5006
SMA female bulkhead crimp type gold-pin (RG58U/174U)



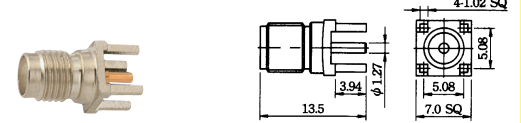
M501305
SMA female surface mount gold-pin



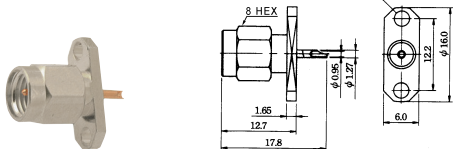
M5008
SMA male chassis mount gold-pin



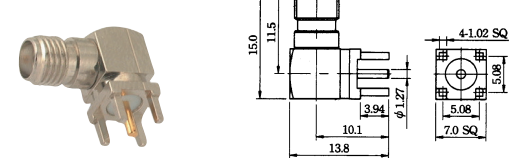
M501310
SMA female PCB mount gold-pin



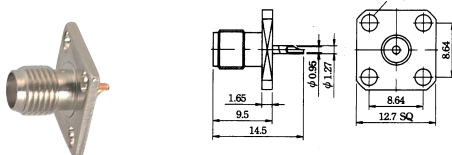
M5009
SMA male chassis mount gold-pin



M501315
Right angle SMA female PCB mount gold-pin



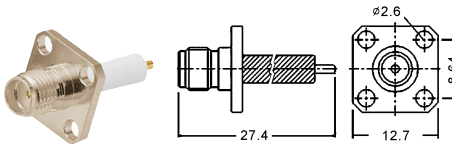
M5010
SMA female chassis mount gold-pin



M5014
Double SMA male gold-pin



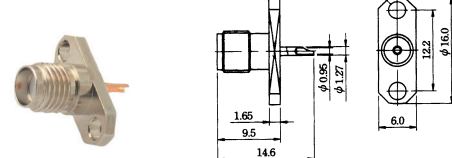
M50105
SMA female chassis mount gold-pin



M5015
SMA male to BNC male gold-pin



M5011
SMA female chassis mount gold-pin



M5016
SMA male to BNC female gold-pin

