

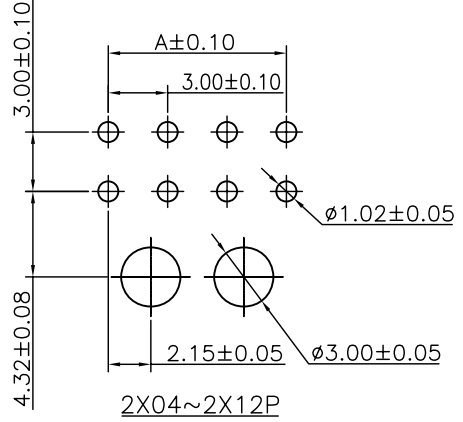
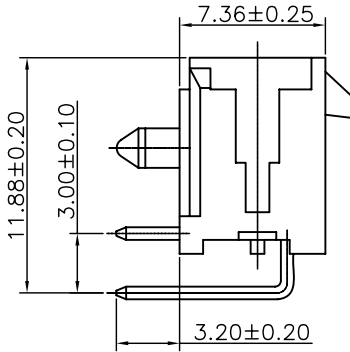
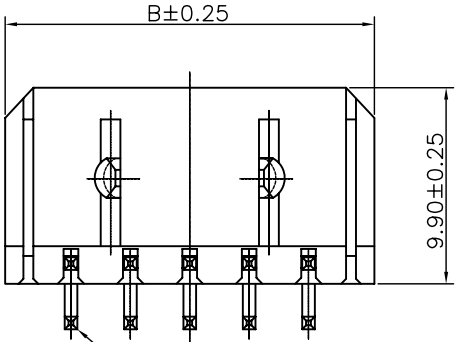
Ordering code

C3030	WR-F-2XNP	N	L	B	XX	N	00	B
①	②	③	④	⑤	⑥	⑦	⑧	⑨

① Series No.
 ② Connector type: WR=Right angle
 ③ Mounting type: F=With foot
 ④ No. of circuits
 ⑤ N=Halogen Free
 ⑥ Material: L=LCP,UL94V-0
 ⑦ Color: B=Black
 ⑧ Plating code for contacts: G1=Gold-flash
 T1=Tin-plated
 ⑨ Plating code for solder tabs: N=Non-plating
 ⑩ Option code: 00=Standard
 ⑪ Packing code: B=Tray

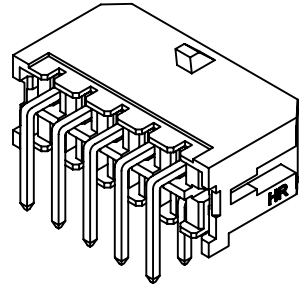
SPECIFICATIONS

Current Rating: 5A AC,DC
 Voltage Rating: 250V AC,DC
 Temperature Range: -25°C ~ +85°C
 Contact Resistance: 10mΩ Max
 Insulation Resistance: 1000MΩ Min
 Withstanding Voltage: 1500V AC/minute
 Pin Material: Brass



Ordering Information & Dimensions

PART NO.	Dimensions		PART NO.	Dimensions	
	A	B		A	B
2X01P	---	6.65	2X07P	18.00	24.65
2X02P	3.00	9.65	2X08P	21.00	27.65
2X03P	6.00	12.65	2X09P	24.00	30.65
2X04P	9.00	15.65	2X10P	27.00	33.65
2X05P	12.00	18.65	2X11P	30.00	36.65
2X06P	15.00	21.65	2X12P	33.00	39.65



				UNIT	SCALE	SHEET	TITLE:
				mm	1 : 1	1 of 1	
DRAWN BY		APPROVED BY		3.00mm PITCH 90° WAFER, MICRO-FIT			
郭木恩		陳彥兆					
2014.04.03		2014.04.03					
GENERAL TOLERANCE				DRAW NO. : C3030WR-F-2XNPXXXXXXXXXX			
X. X±0.25		ANGLE±		REV. A0			
X. XX±0.15		▽					
X. XXX±0.05		⊕					
A0	NEW RELEASE	2014.04.03	郭木恩				
REV.	DESCRIPTION	DATE	NAME				

1 |

2 |

3 |

4 |

1 |

2 |

3 |

4 |