



DC COMPONENTS CO., LTD.

RECTIFIER SPECIALISTS

BZV55C2V4

THRU

BZV55C39

TECHNICAL SPECIFICATIONS OF GLASS SILICON ZENER DIODES

FEATURES

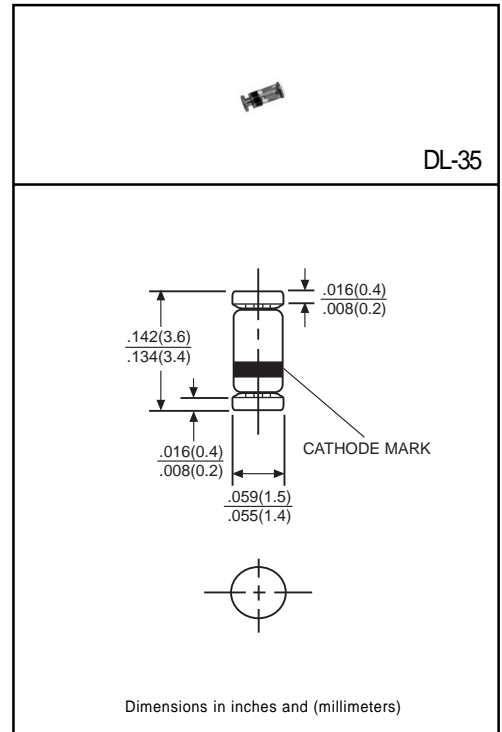
- * Voltage Range: 2.4V to 39V
- * Double slug type construction

MECHANICAL DATA

- * Case: Glass sealed case
- * Terminals: Solder plated, solderable per MIL-STD-750, Method 2026
- * Polarity: Color band denotes cathode end
- * Mounting position: Any
- * Weight: 0.05 gram

MAXIMUM RATINGS AND ELECTRICAL CHARACTERISTICS

Ratings at 25 °C ambient temperature unless otherwise specified.
 Single phase, half wave, 60 Hz, resistive or inductive load.
 For capacitive load, derate current by 20%.



	SYMBOL	VALUE	UNITS
Zener Current see Table "Characterisitics"			
Power Dissipation at Tamb=25°C	P _{tot}	500 ⁽¹⁾	mW
Junction Temperature	T _j	175	°C
Storage Temperature Range	T _{stg}	-55 to + 175	°C
Thermal Resistance Junction to Ambient Air	R _{thA}	- - 0.3 ⁽¹⁾	K/mW Typ. Min. Max.
Forward Voltage at I _F =100mA	V _F	- - 1	Volts Typ. Min. Max.

1)Valid Provided that leads are kept at ambient temperature at a distance of 8 mm from case.

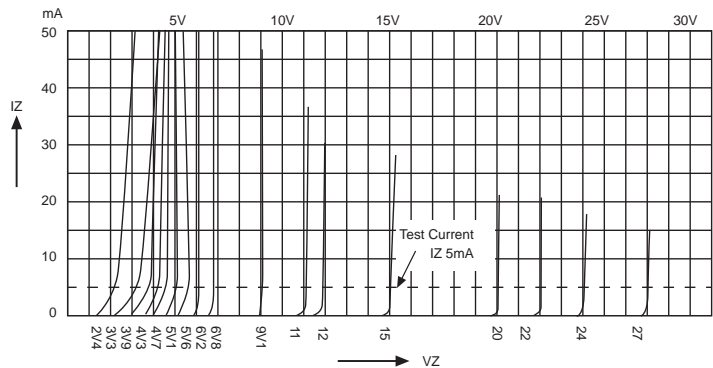
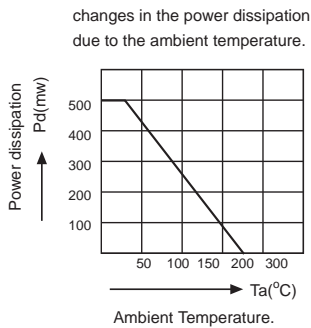
NOTE: Standard Zener Voltage Tolerance ± 5%

RATING AND CHARACTERISTIC CURVES (BZV55C SERIES)

TYPE	Nominal Zener Voltage VZ@IZT		Zener Test Current IZT mA	Maximum Zener Impedance		IZK mA	Maximum Reverse Leakage Current		Typical Temperature Coefficient %/ °C	Maximum Regulator Current IZM mA
	Min	Max		ZZT@IZT Ohms	ZZT@IZK Ohms		IR uA	@VR Volts		
BZV55C2V4	2.28	2.56	5	85	600	1	50	1	-0.085	155
BZV55C2V7	2.5	2.9	5	85	600	1	10	1	-0.080	135
BZV55C2V0	2.8	3.2	5	85	600	1	4	1	-0.075	125
BZV55C3V3	3.1	3.5	5	85	600	1	2	1	-0.070	115
BZV55C3V6	3.4	3.8	5	85	600	1	2	1	-0.065	105
BZV55C3V9	3.7	4.1	5	85	600	1	2	1	-0.060	95
BZV55C4V3	4.0	4.6	5	75	600	1	1	1	±0.055	90
BZV55C4V7	4.4	5.0	5	60	600	1	0.5	1	±0.030	85
BZV55C5V1	4.8	5.4	5	35	550	1	0.1	1	±0.030	80
BZV55C5V6	5.2	6.0	5	25	450	1	0.1	1	+0.038	70
BZV55C6V2	5.8	6.6	5	10	200	1	0.1	2	+0.045	64
BZV55C6V8	6.4	7.2	5	8	150	1	0.1	3	+0.050	58
BZV55C7V5	7.0	7.9	5	7	50	1	0.1	5	+0.058	53
BZV55C8V2	7.7	8.7	5	7	50	1	0.1	6.2	+0.062	74
BZV55C9V1	8.5	9.6	5	10	50	1	0.1	6.8	+0.068	43
BZV55C10	9.4	10.6	5	15	70	1	0.1	7.5	+0.075	40
BZV55C11	10.4	11.6	5	20	70	1	0.1	8.2	+0.076	36
BZV55C12	11.4	12.7	5	20	90	1	0.1	9.1	+0.077	32
BZV55C13	12.4	14.1	5	26	110	1	0.1	10	+0.079	29
BZV55C15	13.8	15.6	5	30	110	1	0.1	11	+0.082	27
BZV55C16	15.3	17.1	5	40	170	1	0.1	12	+0.083	24
BZV55C18	16.8	19.1	5	50	170	1	0.1	12	+0.085	21
BZV55C20	18.8	21.2	5	55	220	1	0.1	15	+0.086	20
BZV55C22	20.8	23.3	5	55	220	1	0.1	16	+0.087	18
BZV55C24	22.8	25.6	5	80	220	1	0.1	18	+0.088	16
BZV55C27	25.1	28.9	5	80	220	1	0.1	20	+0.090	14
BZV55C30	28	32	5	80	220	1	0.1	22	+0.091	13
BZV55C33	31	35	5	80	220	1	0.1	24	+0.092	12
BZV55C36	34	38	5	80	220	1	0.1	27	+0.093	11
BZV55C39	37	41	2.5	90	500	0.5	0.1	30	+0.094	10

Breakdown characteristics

BZV55-SERIES



DC COMPONENTS CO., LTD.