



**MEC PRODUCT SPECIFICATION**

**OPTOELECTRONICS COMPONENT**

**BL-BG51J7M Light Emitting Diode**

<b>MOBICON HOLDINGS LTD.</b>		
<b>Drawn</b>	<b>Sign.</b>	<b>Approved</b>
<b>Kandy Xu</b>		<b>Leo Wong</b>

**[www.mobicon.com](http://www.mobicon.com)**

## LED LAMPS SPECIFICATION

●COMMODITY : T-1 x3/4 1.0"Lead, Narrow Viewing Angle 5 ø

PAGE : 2

●PART NUMBER : **BL-BG51J7M**

VERSION : 1.0

●ELECTRICAL AND OPTICAL CHARACTERISTICS ( Ta=25 °C )

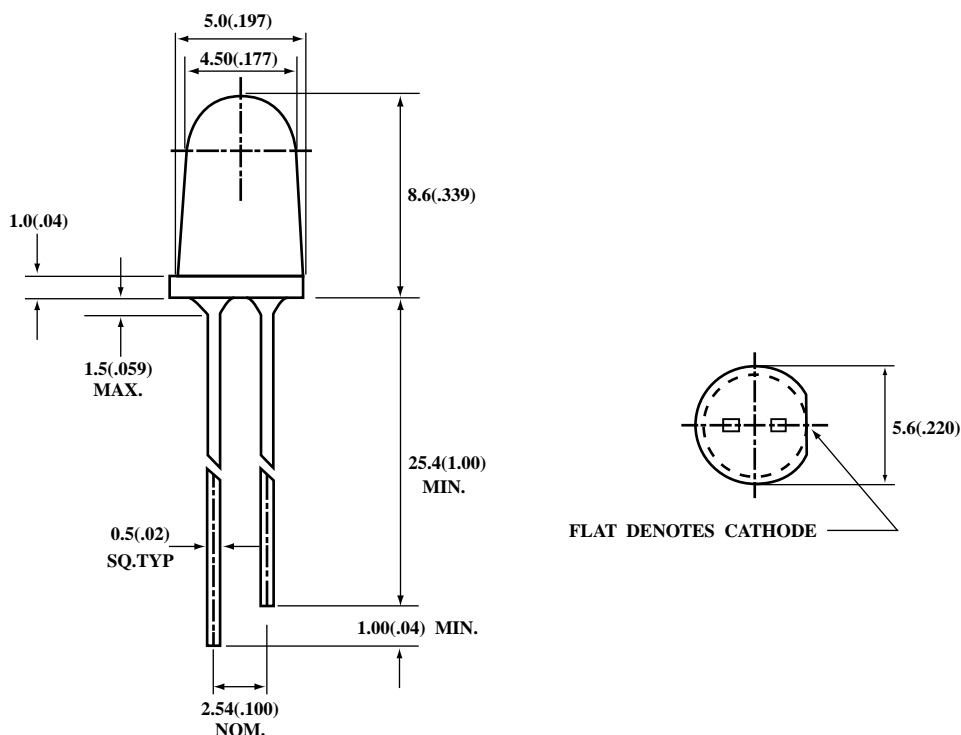
Chip		Lens Appearance	Absolute Maximum Rating				Electro - optical Data(At 20mA)			Viewing Angle 2θ 1/2 (deg)
Emitted Color	Peak Wave Length λ P (nm)		Δλ (nm)	Pd (mW)	If (mA)	Peak If(mA)	Vf (V)		Iv Typ. (mcd)	
							Typ.	Max.		
Super Green	570	Green Diffused	15	110	30	150	2.0	2.6	550	30

Remark : Viewing angle is the Off-axis angle at which the luminous intensity is half the axial luminous intensity.

●ABSOLUTE MAXIMUM RATINGS (Ta=25 °C )

Reverse Voltage ..... 5V  
 Reverse Current (-VR= 5V) ..... 100 μA  
 Operating Temperature Range ..... -40 °C ~ 80 °C  
 Storage Temperature Range ..... -40 °C ~ 85 °C  
 Lead Soldering Temperature ..... 260 °C For 5 Seconds

●PACKAGE DIMENSIONS



NOTES : 1. All dimensions are in millimeters (inches).

2. Tolerance is ± 0.5mm (0.01") unless otherwise specified.

3. Lead spacing is measured where the leads emerge from the package.

4. Specifications are subject to change without notice.

## LED LAMPS SPECIFICATION

● COMMODITY : T-1 3/4 Wide Viewing Angle 1.0" Lead, 5  $\emptyset$

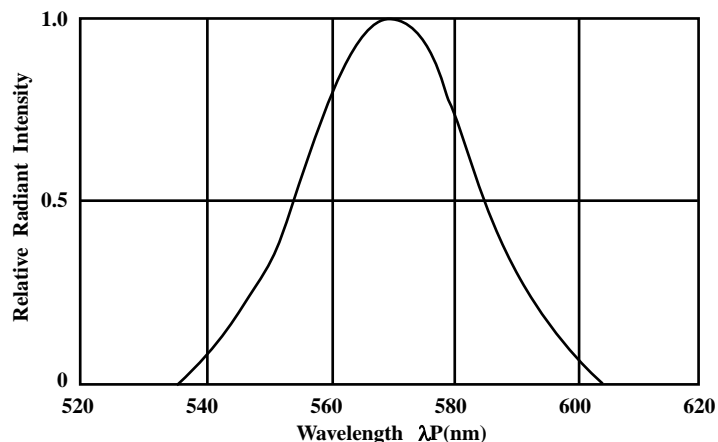
PAGE : 3

● PART NUMBER : BL-BG51J7M

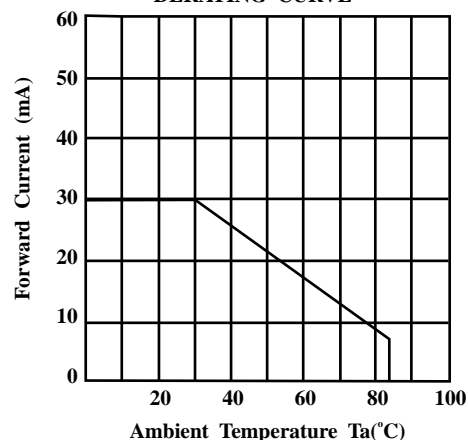
VERSION : 1.0

● ELECTRICAL AND OPTICAL CHARACTERISTICS (Ta=25 °C)

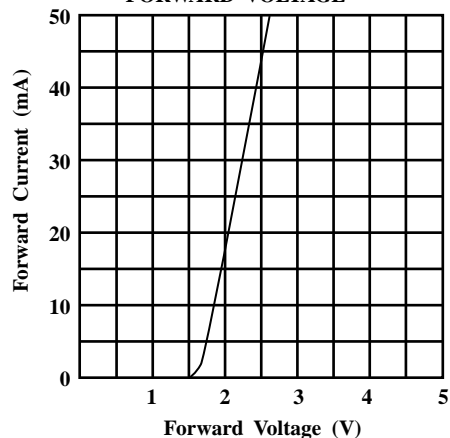
SPECTRAL DISTRIBUTION



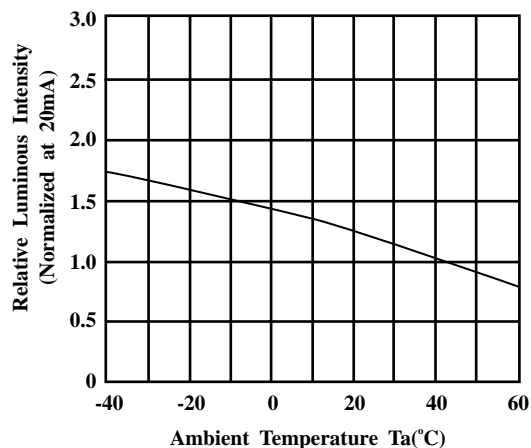
FORWARD CURRENT DERATING CURVE



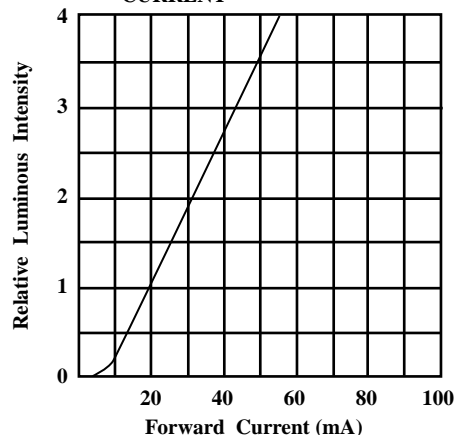
FORWARD CURRENT VS. FORWARD VOLTAGE



RELATIVE LUMINOUS INTENSITY VS. AMBIENT TEMPERATURE



RELATIVE LUMINOUS INTENSITY VS. FORWARD CURRENT



RADIATION DIAGRAM

