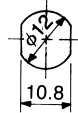
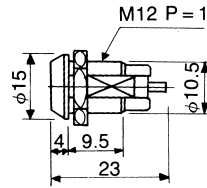





**B0800**  
Keylock switch  
125V 1A (250V 0.5A)

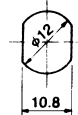
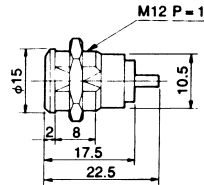



Zinc alloy die cast housing

Item#	Terminals	Key pulls	Turn	
<b>B0800</b>	2	2	90°	off on

• 1 Combination available

**B0811 - B0812**  
Keylock switch  
125V 1A (250V 0.5A)

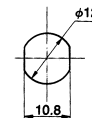
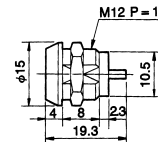



Zinc alloy die cast housing

Item#	Terminals	Key pulls	Turn	
<b>B0811</b>	4	3	45° -0° -90°	off on on
<b>B0812</b>	2	2	90°	off on

• Many Combinations available

**B0815**  
Keylock switch  
125V 1A (250V 0.5A)

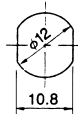
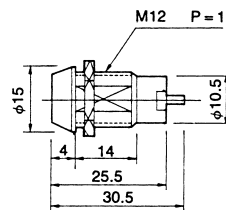


Zinc alloy die cast housing

Item#	Terminals	Key pulls	Turn	
<b>B0815</b>	2	2	90°	off on

• 1 Combination available

**B0820 - B0821**  
Keylock switch  
125V 1A (250V 0.5A)

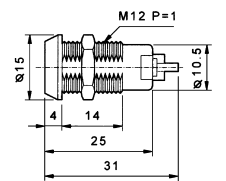



Zinc alloy die cast housing

Item#	Terminals	Key pulls	Turn	
<b>B0820</b>	2	1	90°	off on
<b>B0821</b>	2	2	90°	off on

• Many combinations available

**B0825 - B0829**  
Keylock switch  
125V 1A (250V 0.5A)

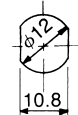
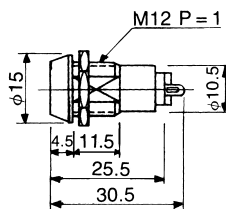



Zinc alloy die cast housing

Item#	Terminals	Key pulls	Turn	
<b>B0825</b>	2	1	90°	off on
<b>B0826</b>	2	2	90°	off on
<b>B0827</b>	4	1	90°	on on
<b>B0828</b>	4	2	90°	on on
<b>B0829</b>	2	1	90°	off (on)

• Many combinations available

**B0830**  
Keylock switch  
125V 1A (250V 0.5A)

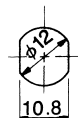
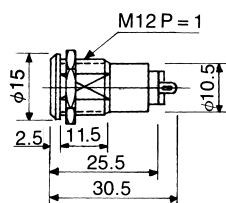



Zinc alloy die cast housing

Item#	Terminals	Key pulls	Turn	
<b>B0830</b>	2	2	90°	off on

• Many Combinations available

**B0840 - B0841**  
Keylock switch  
125V 1A (250V 0.5A)



Zinc alloy die cast housing

Item#	Terminals	Key pulls	Turn	
<b>B0840</b>	2	1	90°	off on
<b>B0841</b>	2	2	90°	off on

• Many Combinations available