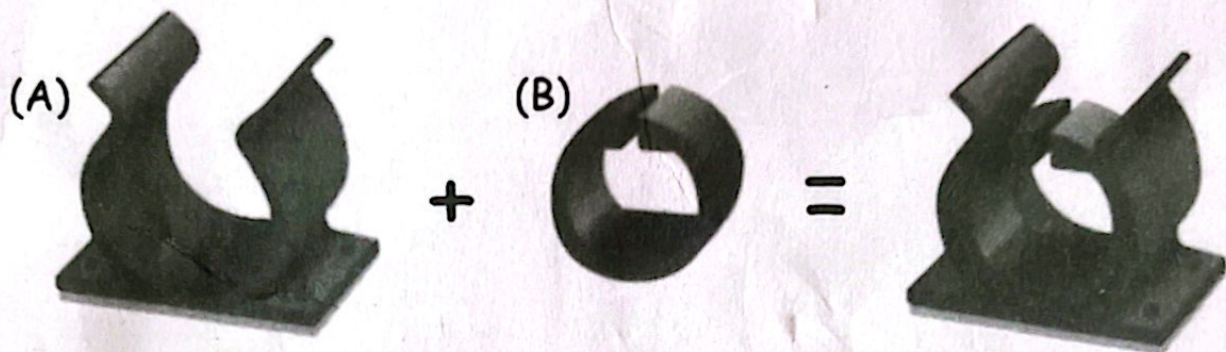


# Universal Motor & Syringe Clip

## General information:


Please find enclosed 10 sets of Universal Motor & Syringe Clips which come as a two part moulding. The large clip component (A) can be used in isolation to hold motors and 20mm syringes. With the 'C' clamp component (B) added, the clip will hold the smaller flat-sided motor.





## Fixing:

To hold the medium motor (MM18) or larger motor (MM28) securely, simply slide into the large clip component (A). This moulded component is made to lightly grip the sides of the round motor casing, holding it firmly in place (Fig 1).

To secure the smaller flat-sided motor (MM10), slide it into the inner 'C' clamp (B) first and then into the larger clip component (Fig 2).



(Fig 1)





20mm Syringes can also be held firmly in place but because they are of a slightly smaller diameter they will require to be bound with masking tape to increase their diameter first (Fig 3).



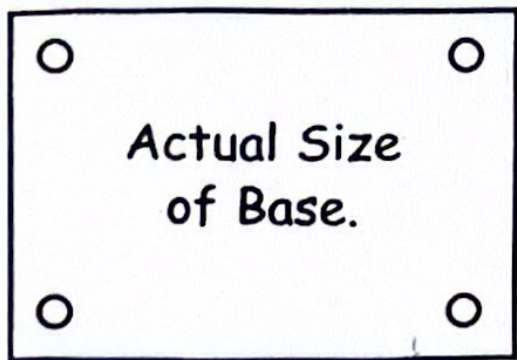
20mm Syringe (Fig 3)

Add tape here




Underneath, it has a sticky pad in place which can be used to provide a good fixing to any flat surface and 4 x 2.5mm holes to provide a means for physical fixing if required.

Remove film to reveal sticky surface



Tip: Add an elastic band around the top edges of the clip if you need a tighter grip



Elastic band (not included)