




75W Dual Output Medical Type

RPD-75 series



■ Features :

- Universal AC input/Full range
- Low leakage current<200uA
- Protections: Short circuit / Overload / Over voltage
- Free air convection for rated power and 23.5CFM forced air convection for peak load
- UL60601-1/IEC60601-1/EN60601-1 medical safety approved
- Fixed switching frequency at 65KHz
- 3 years warranty



SPECIFICATION

MODEL		RPD-75A		RPD-75B	
OUTPUT	OUTPUT NUMBER	CH1	CH2	CH1	CH2
	DC VOLTAGE	5V	12V	5V	24V
	RATED CURRENT	7A	3A	5A	2A
	CURRENT RANGE	1 ~ 9.5A	0.3 ~ 4A	1 ~ 6.8A	0.2 ~ 2.7A
	RATED POWER	71W		73W	
	PEAK LOAD (23.5CFM)	95.5W		98.8W	
	RIPPLE & NOISE (max.) Note.2	80mVp-p	120mVp-p	80mVp-p	200mVp-p
	VOLTAGE ADJ. RANGE	CH1: 4.75 ~ 5.5V		CH1: 4.75 ~ 5.5V	
	VOLTAGE TOLERANCE Note.3	±2.0%	±6.0%	±2.0%	±6.0%
	LINE REGULATION	±0.5%	±1.0%	±0.5%	±1.0%
	LOAD REGULATION	±1.5%	±3.0%	±1.5%	±3.0%
	SETUP, RISE TIME	500ms, 30ms/230VAC	500ms, 30ms/115VAC at full load		
HOLD UP TIME (Typ.)	80ms/230VAC	20ms/115VAC at full load			
INPUT	VOLTAGE RANGE	90 ~ 264VAC	127 ~ 370VDC		
	FREQUENCY RANGE	47 ~ 63Hz			
	EFFICIENCY (Typ.)	77%		79%	
	AC CURRENT (Typ.)	1.5A/115VAC	1A/230VAC		
	INRUSH CURRENT (Typ.)	COLD START 25A/115VAC		50A/230VAC	
LEAKAGE CURRENT	Earth leakage current <200uA / 264VAC, Patient leakage current <100uA/264VAC				
PROTECTION	OVERLOAD	140 ~ 180% rated output power Protection type : Hiccup mode, recovers automatically after fault condition is removed			
	OVER VOLTAGE	CH1: 5.75 ~ 6.75V Protection type : Shut down o/p voltage, re-power on to recover			
ENVIRONMENT	WORKING TEMP.	-20 ~ +70°C (Refer to output load derating curve)			
	WORKING HUMIDITY	20 ~ 90% RH non-condensing			
	STORAGE TEMP., HUMIDITY	-40 ~ +85°C, 10 ~ 95% RH			
	TEMP. COEFFICIENT	±0.03%/°C (0 ~ 45°C)			
SAFETY & EMC (Note 4)	VIBRATION	10 ~ 500Hz, 2G 10min./1cycle, period for 60min. each along X, Y, Z axes			
	SAFETY STANDARDS	UL60601-1, TUV EN60601-1, IEC60601-1 approved			
	WITHSTAND VOLTAGE	I/P-O/P:4KVAC I/P-FG:1.5KVAC O/P-FG:1.5KVAC			
	ISOLATION RESISTANCE	I/P-O/P, I/P-FG, O/P-FG:100M Ohms/500VDC			
	EMI CONDUCTION & RADIATION	Compliance to EN55011 (CISPR11), EN55022 (CISPR22) Class B			
OTHERS	HARMONIC CURRENT	Compliance to EN61000-3-2,-3			
	EMS IMMUNITY	Compliance to EN61000-4-2,3,4,5,6,8,11; ENV50204, EN55024, EN60601-1-2, EN61000-6-2, EN61204-3, heavy industry level, EN61204-3 medical level, criteria A			
	MTBF	569.9K hrs min. MIL-HDBK-217F (25°C)			
NOTE	DIMENSION	127*76.2*31mm (L*W*H)			
	PACKING	0.25Kg; 63pcs/16.7Kg/1.35CUFT			
<p>1. All parameters NOT specially mentioned are measured at 230VAC input, rated load and 25°C of ambient temperature. 2. Ripple & noise are measured at 20MHz of bandwidth by using a 12" twisted pair-wire terminated with a 0.1uf & 47uf parallel capacitor. 3. Tolerance : includes set up tolerance, line regulation and load regulation. 4. The power supply is considered a component which will be installed into a final equipment. The final equipment must be re-confirmed that it still meets EMC directives. 5. Length of set up time is measured at cold first start. Turning ON/OFF the power supply may lead to increase of the set up time.</p>					

File Name:RPD-75-SPEC 2008-03-25

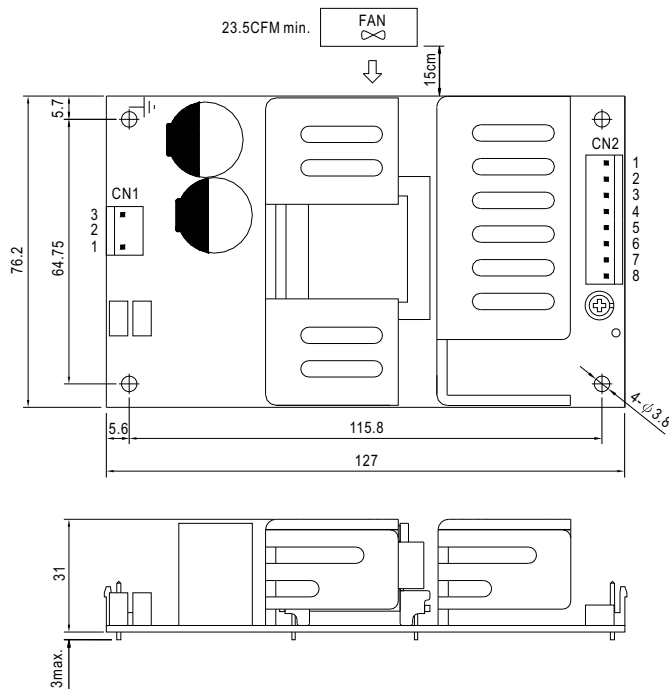


75W Dual Output Medical Type

RPD-75 series

Mechanical Specification

Unit:mm



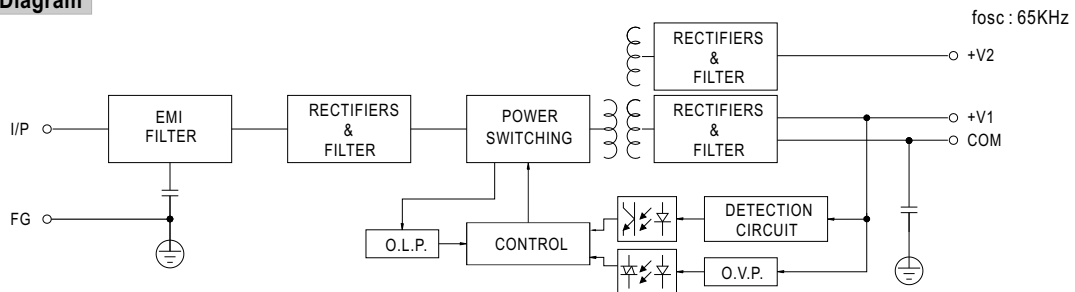
AC Input Connector (CN1) : JST B3P-VH or equivalent

Pin No.	Assignment	Mating Housing	Terminal
1	AC/N	JST VHR or equivalent	JST SVH-21T-P1.1 or equivalent
2	No Pin		
3	AC/L		

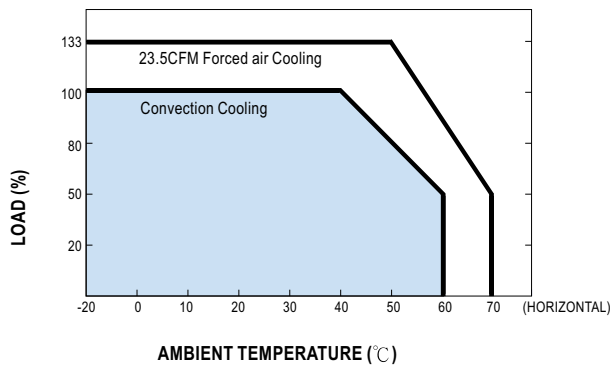
DC Output Connector (CN2) : JST B8P-VH or equivalent

Pin No.	Assignment	Mating Housing	Terminal
1,2	V1	JST VHR or equivalent	JST SVH-21T-P1.1 or equivalent
3,4,5	COM		
6,7	V2		
8	NC		

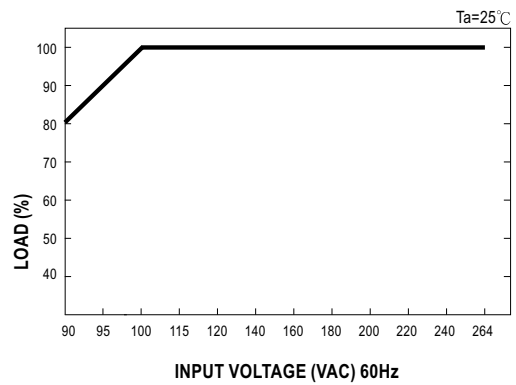
Block Diagram



Derating Curve



Output Derating VS Input Voltage



File Name:RPD-75-SPEC 2008-03-25

Headquarter Switzerland:
Pewatron AG
Thurgauerstrasse 66
CH-8052 Zurich
Phone +41 44 877 35 00
info@pewatron.com

Office Germany:
Pewatron AG
Neumarkter Straße 86a
D-81673 Munich
Phone +49 89 260 38 47
infode@pewatron.com



PEWATRON
SENSORS · POWER SUPPLIES

We are here for you. Addresses and Contacts.

Sales Switzerland & Liechtenstein

Postcode 3000 – 9999

Basil Frei
Pewatron AG
Thurgauerstrasse 66
CH-8052 Zurich

Phone +41 44 877 35 18
Mobile +41 76 279 37 26

basil.frei@pewatron.com

Postcode 1000 – 2999

Eric Letsch
Pewatron AG
Thurgauerstrasse 66
CH-8052 Zurich

Phone +41 44 877 35 14
Mobile +41 76 491 66 70

eric.letsch@pewatron.com

Sales International Key Accounts

Peter Felder
Pewatron AG
Thurgauerstrasse 66
CH-8052 Zurich

Phone +41 44 877 35 05
Mobile +41 79 406 49 83

peter.felder@pewatron.com

Sales Germany

Postcode 00000 – 31999
Postcode 38000 – 39999
Postcode 80000 – 99999

Kurt Stritzelberger
Pewatron AG
Neumarkter Straße 86a
D-81673 Munich

Phone +49 89 260 52 80
Mobile +49 171 803 41 35

kurt.stritzelberger@pewatron.com

Postcode 32000 – 37999
Postcode 40000 – 79999

Gerhard Vetter
Pewatron AG
Fürstenbergstraße 12
D-55422 Bacharach-Medenscheid

Phone +49 674 394 75 75
Mobile +49 163 762 74 30

gerhard.vetter@pewatron.com

Sales Austria

Kurt Stritzelberger
Pewatron AG
Neumarkter Straße 86a
D-81673 Munich

Phone +49 89 260 52 80
Mobile +49 171 803 41 35

kurt.stritzelberger@pewatron.com

Sales Other Countries / Product Management

Pressure Sensors

Philipp Kistler
Phone +41 44 877 35 03
philipp.kistler@pewatron.com

Accelerometers

Eric Letsch
Phone +41 44 877 35 14
eric.letsch@pewatron.com

Drive technology

CH Postcode 5000 – 9999 / DE

Roman Homa
Mobile +41 79 444 00 86
roman.homa@pewatron.com

Gas sensors / Gas sensor modules Load cells

Thomas Clausen
Phone +41 44 877 35 13
thomas.clausen@pewatron.com

Power supplies

Sebastiano Leggio
Phone +41 44 877 35 06
sebastiano.leggio@pewatron.com

Drive technology

CH Postcode 1000 – 4999 / AT / IT / FR

Christian Mohrenstecher
Mobile +41 76 444 57 93
christian.mohrenstecher@pewatron.com

Linear position sensors Angle sensors

Eric Letsch
Phone +41 44 877 35 14
eric.letsch@pewatron.com

Current sensors

Sebastiano Leggio
Phone +41 44 877 35 06
sebastiano.leggio@pewatron.com