

keyes

About Keyes

Keyes is a best-selling brand owned by KEYES Corporation. Our product contains Arduino development boards, expansion boards, sensors and modules, Raspberry Pi, micro: bit expansion boards as well as smart cars, which can help customers at any level to learn about Arduino.

Notably, all of our products are in line with international quality standards and are greatly appreciated in a broad menu of different markets across the world. Welcome to check out more contents from our official website:

www.keyes-robot.com

Obtain Information and After-sales Service

1. Download address:

<https://pan.baidu.com/s/1oze4G1QGcohBoO1O7t9wSQ> Code: keye

2. If something is found missing or broken, or you have some difficulty learning the kit, please feel free to contact us.

3. We will endeavor to update projects and products continuously from your sincere advice.

Warning

1. This product contains tiny parts, please keep it out of reach of children under 7 years old.

keyes

2. This product contains conductive parts (control board and electronic module). Please operate according to the requirements of tutorials. Improper operation may cause parts to overheat damage. Do not touch and immediately disconnect the circuit power.

Copyright

The keyes trademark and logo are the copyright of KEYES DIY ROBOT co.,LTD. All products under Keyestudio brand can't be copied, sold and resold without authorization by anyone or company. If you are interested in our products, please contact to our sales representatives.

DOWNLOAD INSTRUCTIONS

Download the example Code and library: (187Mb)

https://www.mantech.co.za/Datasheets/Products/KE3047_KEYES.zip

keyes

1. Overview:




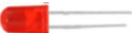





The Keyes Raspberry Pi Pico Learning Kit Ultimate Edition includes a Raspberry Pi Pico board, a Raspberry Pi Pico expansion board, breadboard wires as well as multiple common electronic components, sensors and modules.

The 36 project tutorials provide extensive wiring diagrams, component knowledge and project code that are ideal for beginners. Furthermore, each project is created using the MicroPython IDE software Thonny and the Arduino IDE software for Windows, as well as the MicroPython IDE software Thonny for the Raspberry Pi.

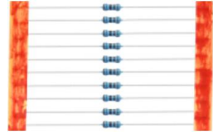








By and large, we will gain a better understanding of programming approaches, logic, electronic circuits and the linux operating system (Raspberry Pi) as a result of these projects.

keyes





2. Kit List

#	Components	QTY	Picture
1	Raspberry Pi Pico	1	
2	Raspberry Pi Pico Expansion Board	1	
3	Blue LED	10	
4	Red LED	10	
5	Yellow LED	10	
6	Green LED	10	
7	RGB	1	
8	220Ω Resistor	10	
9	10KΩ Resistor	10	













keyes

10	1K Ω Resistor	10	
11	10K Ω Potentiometer	1	
12	Active Buzzer	1	
13	Passive Buzzer	1	
14	Button Switch	4	
15	Tilt Switch	1	
16	Photoresistor	2	
17	Flame Sensor	1	
18	Yellow Cap	4	
19	IC 74HC595N Chip	1	
20	1-Digit Tube Display	1	
21	4-Digit Tube Display	1	
22	8*8 Dot Matrix Display	1	










keyes

23	Temperature and Humidity Sensor	1	
24	LCD_128X32_DOT	1	
25	ESP8266 Serial Port WIFI ESP-01 Module	1	
26	Keyes USB-ESP-01S WIFI Module Serial Port Shield	1	
27	IR Receiver	1	
28	IR Remote Control	1	
29	Servo	1	
30	4*4 Membrane Keypad	1	
31	130 DC Motor	1	
32	Stepper Motor Driver Board	1	
33	Stepper Motor	1	

keyes

34	Joystick Module	1	
35	Sound Sensor	1	
36	PIR Motion Sensor	1	
37	RFID Module	1	
38	Ultrasonic Sensor	1	
39	LM35 Temperature Sensor	1	
40	5V Relay Module	1	
41	10K Thermistor	1	
42	NPN Transistor(S8050)	2	
43	PNP Transistor(S8550)	2	
44	White Card	1	
45	ABS Key Chain	1	

keyes

46	Fan	1	
47	F-F Dupont Wire	20	
48	Breadboard Connection Wire	30	
49	M-F Dupont Wire	40	
50	830 Breadboard	1	
51	USB Cable	1	
52	Resistance Card	1	
53	3P F Dupont Wire	5	
54	200MM 4P F Dupont Wire	3	
55	5P F Dupont Wire	2	
56	100MM 4P M Dupont Wire	2	

3. Catalogue

Project 01:

Hello World

keyes

Project 02:	Onboard LED flashing
Project 03:	External LED flashing
Project 04:	Breathing Led
Project 05:	Traffic Lights
Project 06:	RGB LED
Project 07:	Flowing Water Light
Project 08:	1-Digit Digital Tube
Project 09:	4-Digit Digital Tube
Project 10:	8×8 Dot-matrix Display
Project 11:	74HC595N Control 8 LEDs
Project 12:	Active Buzzer
Project 13:	Passive Buzzer
Project 14:	Mini Table Lamp
Project 15:	Tilt And LED
Project 16:	Burglar Alarm
Project 17:	I2C 128×32 LCD
Project 18:	Small Fan
Project 19:	Servo
Project 20:	Stepping Motor
Project 21:	Relay
Project 22:	Dimming Light
Project 23:	Flame Alarm

keyes

Project 24:	Night Lamp
Project 25:	Human Induction Lamp
Project 26:	Sound Control Fan
Project 27:	Temperature Measurement
Project 28:	Rocker Control Light
Project 29:	Temperature Humidity Meter
Project 30:	Ultrasonic Ranger
Project 31:	Temperature Instrument
Project 32:	RFID
Project 33:	Keypad Door
Project 34:	IR Control Sound and LED
Project 35:	WiFi Test
Project 36:	WiFi Smart Home