

ITEM NO: F-16KN

PRODUCT NAME: F-16K Series

MOBICON
Electronic Components

Vertical Type with 1,11,21,41
Clicks, Single Unit, P.C.B. Terminal



DESCRIPTION:

Electrical Characteristics

Total Resistance ... 500 ohm ~ 1 M ohm

Total Resistance Tolerance ... $\pm 20\%$

Resistance Taper ... A, B, C, D

Max. Operation Voltage ... Linear Taper B: AC 200 V, Other
Tapers: AC 150 V

Rated Power

Linear Taper B: 0.2 W, Other Tapers: 0.1 W

Sliding Noise ... Less than 100 mv

Insulation Resistance ... More than 100 M ohm at DC 500 V

Withstand Voltage ... 1 minute at AC 500V

Residual Resistance ... Term.1~2: Less than 20 ohm

Term.2~3: Less than 20 ohm

Mechanical Characteristics

Total Rotational Angle ... $300^{\circ} \pm 5^{\circ}$

Rotational Torque ... 20 gf.cm ~ 200 gf.cm

Rotational Stopper Strength ... 7.0 Kgf.cm Min.

Push-Pull Strength ... 8 Kg.f Min.

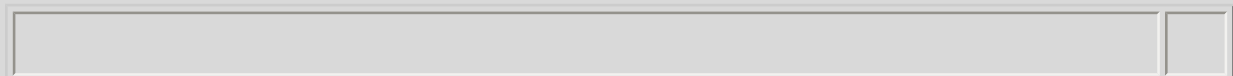
Number of Detents ... Center Detent 1C, 11C, 21C, 41C

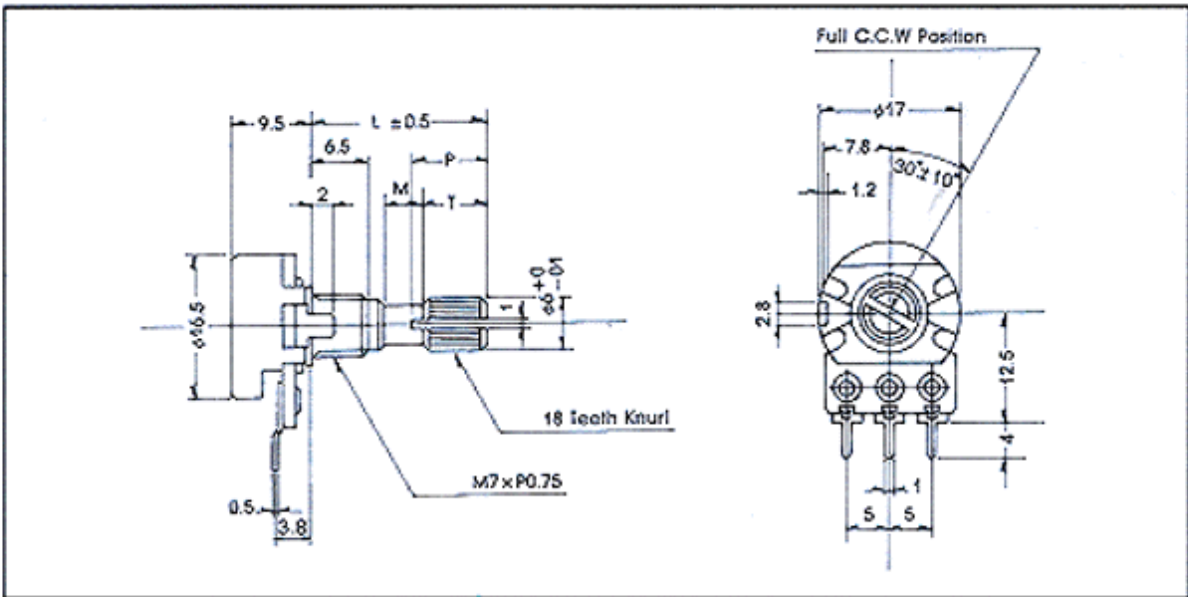
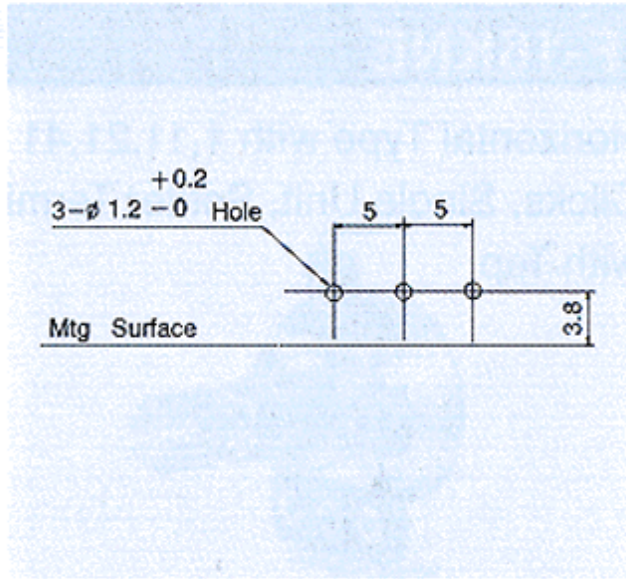
Bushing & Nut Tight Strength
... 8 Kgf.cm Min.

Durability

Rotational Life ... 10,000 Cycles

Rotational Life (for Joystick) ... 100,000 Cycles Min.

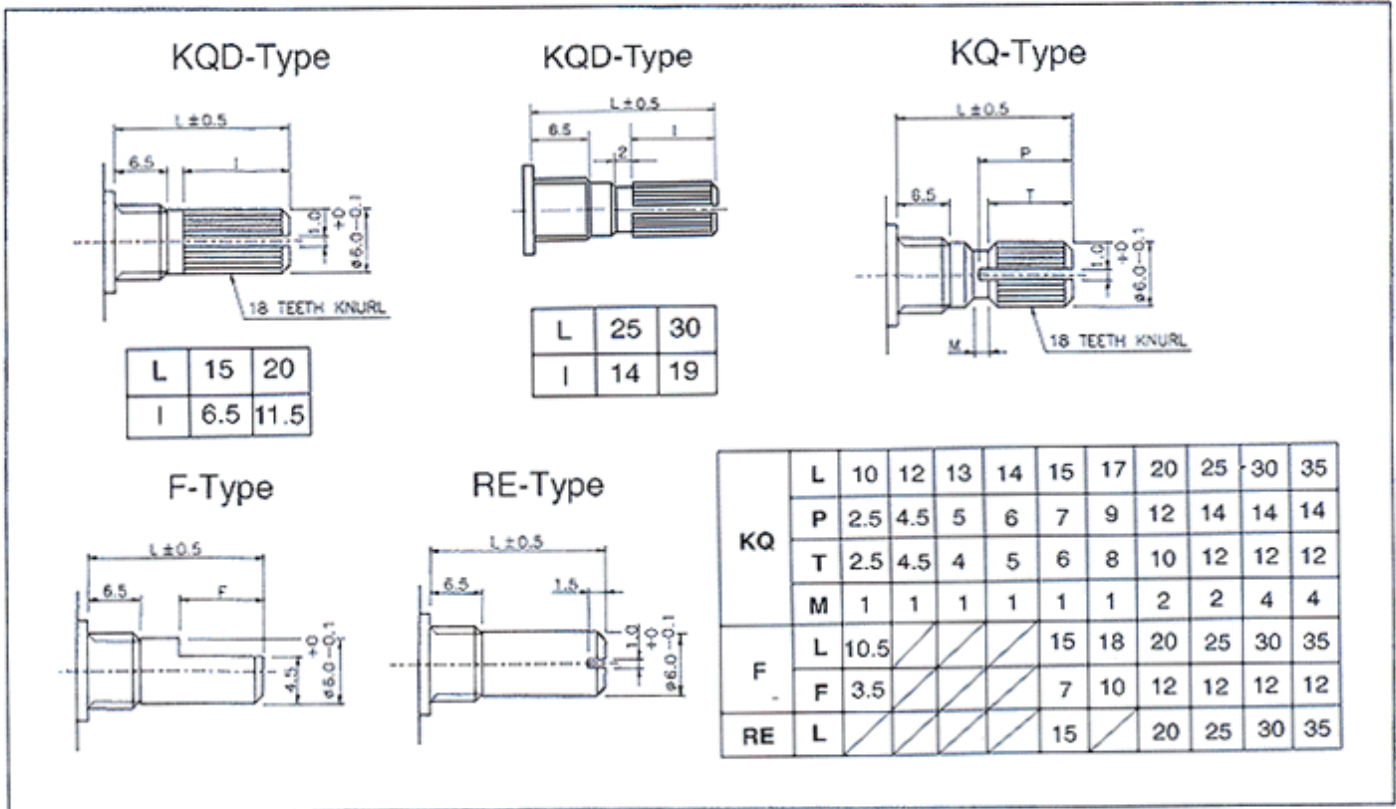




SHAFT ILLUSTRATION



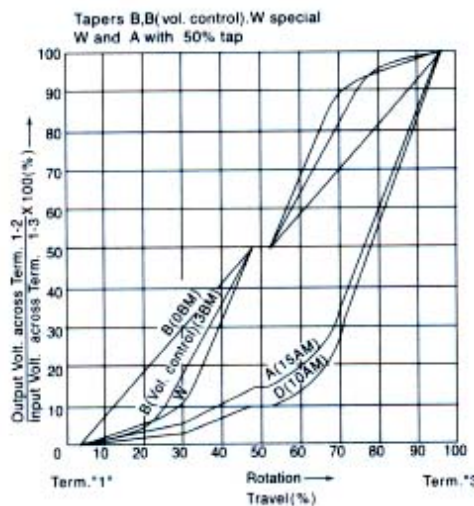
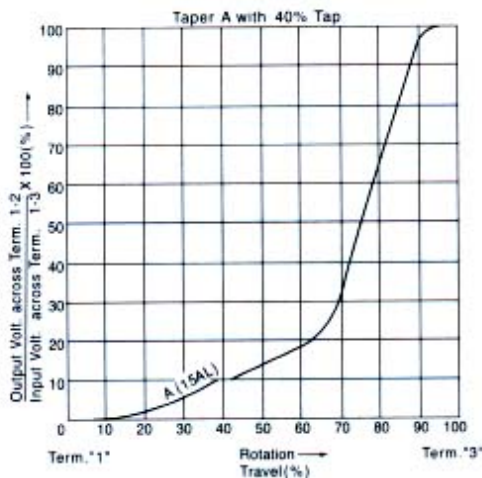
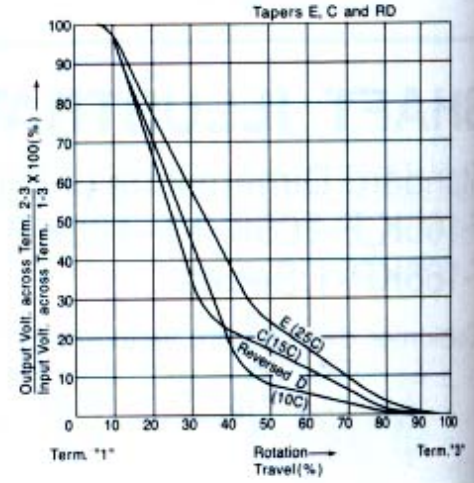
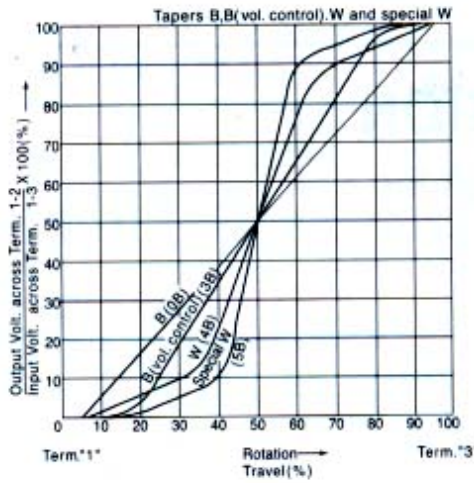
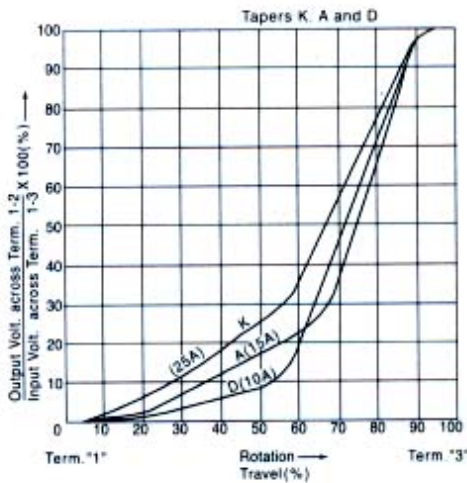
Standard Dimensions of Shaft for F-16K Series.

(Customer designs are welcomed)



• Resistance Taper Characteristics

Resistance Taper Characteristic	Test Point Rotation (%)	$\frac{V1-2}{V1-3} \times 100$ (%)	$\frac{V2-3}{V1-3} \times 100$ (%)
A	60	15 ~ 30	—
B	50	40 ~ 60	—
C	60 (started from 3T)	—	15 ~ 30
D	50	2 ~ 15	—
E	50	—	15 ~ 35
W	30 (± 5-degree)	5 ~ 15	—
	50	40 ~ 60	—
	70 (± 5-degree)	85 ~ 95	—



MOBICON
Electronic Components