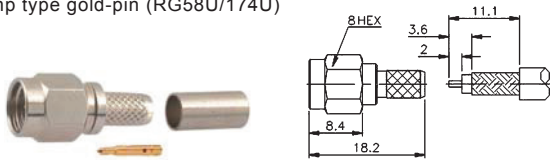
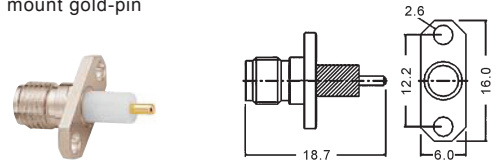


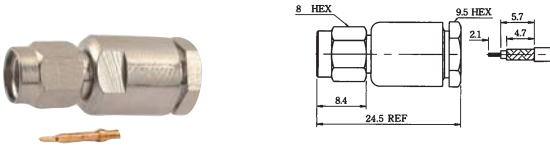
**M5000**  
SMA male crimp type gold-pin (RG58U/174U)



**M50115**  
SMA female chassis mount gold-pin



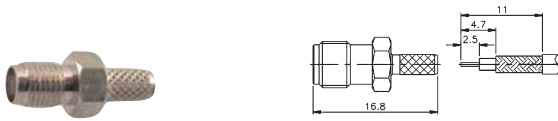
**M5001**  
SMA male clamp type gold-pin (RG58U)



**M5012**  
SMA male bulkhead gold-pin



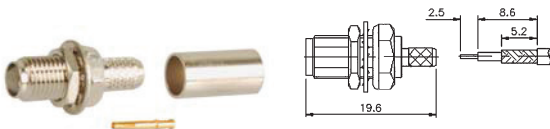
**M5004**  
SMA female crimp type gold-pin (RG58U/174U)



**M5013**  
SMA female bulkhead gold-pin



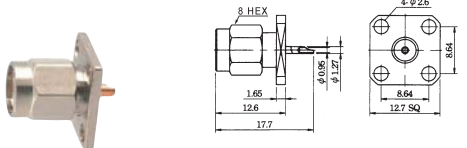
**M5006**  
SMA female bulkhead crimp type gold-pin (RG58U/174U)



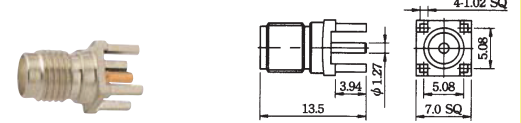
**M501305**  
SMA female surface mount (gold plated)



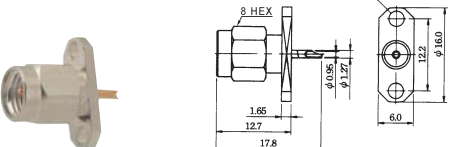
**M5008**  
SMA male chassis mount gold-pin



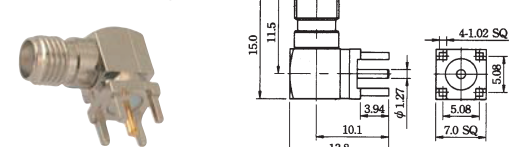
**M501310**  
SMA female PCB mount gold-pin



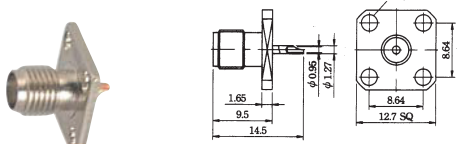
**M5009**  
SMA male chassis mount gold-pin



**M501315**  
Right angle SMA female PCB mount gold-pin



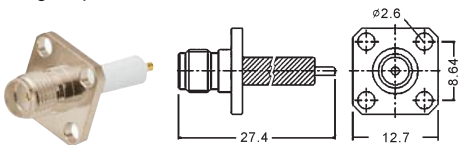
**M5010**  
SMA female chassis mount gold-pin



**M5014**  
Double SMA male gold-pin



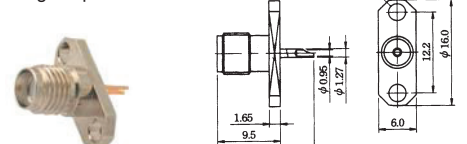
**M50105**  
SMA female chassis mount gold-pin



**M5015**  
SMA male to BNC male gold-pin



**M5011**  
SMA female chassis mount gold-pin



**M5016**  
SMA male to BNC female gold-pin

