

K2420 x (From K2420 to K24237)

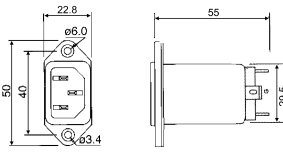

A	B	D	E
1A	3A	6A	10A

Specifications

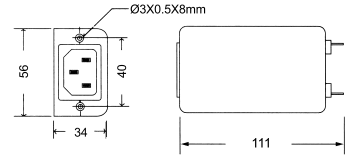

Rated voltage		125VAC / 250VAC
Leakage current		0.8mA Max. 250V, 50Hz
Test voltage	Line to line	1450VDC
	Line to ground	2250VDC
Insulation resistance		100MΩ Min. 250VDC
Operating temperature		-25°C ~ 85°C

K2420A / B / D / E

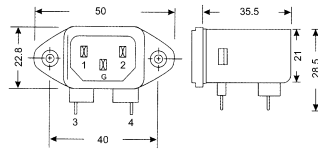

EMI filter (terminal 6.3mm)


K24214F

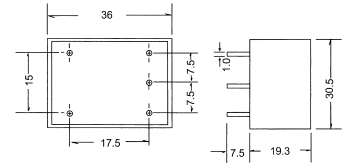
EMI filter 15A (terminal 6.3mm)


K24202A / B / D / E

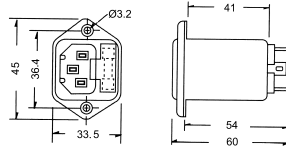
EMI filter (PCB terminal)


K24230A / B / D / E

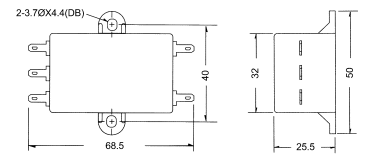
EMI filter (PCB terminal)


K24204A / B / D / E

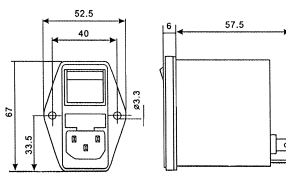

EMI filter W/O fuse (terminal 6.3mm)


K24232A / B / D / E

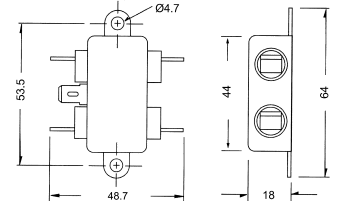
EMI filter (terminal 3.0mm)


K24205A / D / E

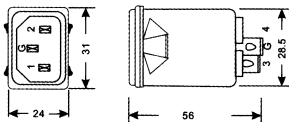

EMI filter W/O fuse (terminal 6.3mm)


K24235A / B / D / E

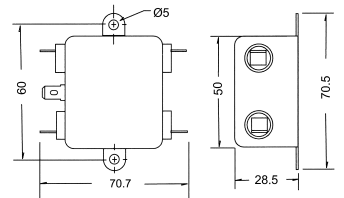
EMI filter (terminal 6.3mm)


K2421A / B / D / E

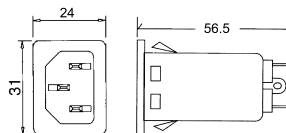

EMI filter (terminal 6.3mm)


K24236A / B / D / E

EMI filter (terminal 6.3mm)


K24212A / B / D / E

EMI filter (solder lug terminal)


K24237A / B / D / E

EMI filter (screw output terminal)

