



»» Features

- 10mm slim miniature PCB Power Relay.
- UL/CUL · CSA/CUS · TUV · VDE approved.
- High CTI 250 material (VDE and E version).
- High sensitivity : 200 mW & 400mW.
- High surge voltage : 3,000 V between contacts and coil.
- Comply with RoHS-Directive 2002/95/EC.

»» Type List

◆ Standard Type

Terminal style	Contact form	UL Insulation system approval	Designation (provided with)		
			Flux tight	Sealed type	Sealed type washable
PCB terminal	1A (SPNO)	-----	892-1AC-C	892-1AC-V	892-1AC-S
		F	892-1AC-F-C	892-1AC-F-V	892-1AC-F-S
		-----	892-1AH-C	892-1AH-V	892-1AH-S
		F	892-1AH-F-C	892-1AH-F-V	892-1AH-F-S
	1C (SPDT)	-----	892-1CC-C	892-1CC-V	892-1CC-S
		F	892-1CC-F-C	892-1CC-F-V	892-1CC-F-S
		-----	892-1CH-C	892-1CH-V	892-1CH-S
		F	892-1CH-F-C	892-1CH-F-V	892-1CH-F-S

◆ High Power Type

PCB terminal	1A (SPNO)	-----	892H-1AC-C	892H-1AC-V	892H-1AC-S
		F	892H-1AC-F-C	892H-1AC-F-V	892H-1AC-F-S
		-----	892H-1AH-C	892H-1AH-V	892H-1AH-S
		F	892H-1AH-F-C	892H-1AH-F-V	892H-1AH-F-S
	1C (SPDT)	-----	892H-1CC-C	892H-1CC-V	892H-1CC-S
		F	892H-1CC-F-C	892H-1CC-F-V	892H-1CC-F-S
		-----	892H-1CH-C	892H-1CH-V	892H-1CH-S
		F	892H-1CH-F-C	892H-1CH-F-V	892H-1CH-F-S

◆ High Sensitivity Type

PCB terminal	1A (SPNO)	-----	892N-1AC-C	892N-1AC-V	892N-1AC-S
		F	892N-1AC-F-C	892N-1AC-F-V	892N-1AC-F-S
		-----	892N-1AH-C	892N-1AH-V	892N-1AH-S
		F	892N-1AH-F-C	892N-1AH-F-V	892N-1AH-F-S
	1C (SPDT)	-----	892N-1CC-C	892N-1CC-V	892N-1CC-S
		F	892N-1CC-F-C	892N-1CC-F-V	892N-1CC-F-S
		-----	892N-1CH-C	892N-1CH-V	892N-1CH-S
		F	892N-1CH-F-C	892N-1CH-F-V	892N-1CH-F-S



Ordering Information

892 H N - 1AC - F - C E
 1 2 3 4 5 6 7

- | | | | |
|----------|--|----------|---|
| 1. 892 | -- Basic series designation | 1BH | -- Single pole normally closed · Contact material AgSnO |
| 2. Blank | -- Standard type | 1CH | -- Single pole double throw · Contact material AgSnO |
| H | -- High power type | | |
| 3. Blank | -- Standard type | 5. Blank | -- Standard type |
| N | -- High sensitivity type | F | -- Class F |
| 4. 1AC | -- Single pole normally open · Contact material AgNi | 6. C | -- Flux tight |
| 1BC | -- Single pole normally closed · Contact material AgNi | V | -- Sealed type |
| 1CC | -- Single pole double throw · Contact material AgNi | S | -- Sealed type washable |
| 1AH | -- Single pole normally open · Contact material AgSnO | 7. Blank | -- Standard type |
| | | E | -- CTI 250V |

Contact Rating

Type	892	892H
Resistive load	NO / NC : 5A/3A 240VAC NO / NC : 7A/3A 120VAC	NO / NC : 10A/5A 120VAC (50,000 ops.) NO / NC : 7A/5A 240VAC
Max. switching current	NO / NC : 7A/3A	NO / NC : 10A/5A
Max. switching voltage	277VAC	277VAC
Max. switching capacity	NO / NC : 1200VA/720VA	NO / NC : 1680VA/1200VA

Coil Rating (DC)

◆ Standard Type

Rated voltage (V)	Rated current ±10 % at 23°C (mA)	Coil resistance ±10 % at 23°C (Ω)	Max. continuous voltage at 85°C	Pick up voltage(Max) at 23°C	Drop out voltage(Min) at 23°C	Power consumption at rated voltage
3	133.3	22.5	160 % of rated voltage	80 % of rated voltage (H type only)	5 % of rated voltage	approx. 0.4W
5	80	62.5				
6	66.7	90				
9	44.4	202.5				
12	33.3	360				
18	22.2	810				
24	16.7	1440				
36	11.1	3240				
48	8.3	5760				
60	6.7	9000				

◆High Sensitivity Type

Rated voltage (V)	Rated current ±10 % at 23°C (mA)	Coil resistance ±10 % at 23°C (Ω)	Max. continuous voltage at 85°C	Pick up voltage(Max) at 23°C	Drop out voltage(Min) at 23°C	Power consumption at rated voltage
3	66.7	45	170 % of rated voltage	80 % of rated voltage (HN type or 1C type only)	5 % of rated voltage	approx. 0.2W
5	40.0	125				
6	33.3	180				
9	22.2	405				
12	16.7	720				
18	11.1	1620				
24	8.3	2880				
36	5.6	6480				

»» Specification

Contact material	AgNi / Ag SnO alloy	
Contact resistance ⁽¹⁾	100mΩ Max.	
Operate time ⁽¹⁾	10ms Max.	
Release time ⁽¹⁾	5ms Max.	
Insulation resistance ⁽¹⁾	1000MΩ Min. (DC 500V)	
Dielectric strength ⁽¹⁾	Between open contact	: AC 1000V , 50/60Hz 1 min.
	Between contact and coil	: AC 4000V , 50/60Hz 1 min.
Vibration resistance	Operating extremes	10~55Hz , amplitude 1.5 mm
	Damage limit	10~55Hz , amplitude 1.5 mm
Shock resistance	Operating extremes	30G
	Damage limits	100G
Life expectancy	Mechanical	10,000,000 operations (frequency 18,000 operations/hr)
	Electrical	100,000 operations (frequency 900 operations/hr)
Operating ambient temperature	-40°C ~ +85°C (no freezing)	
Weight	Approx. 8g	

Note : (1) initial value

»» Safety Approval

Certified	CSA / CUS	TUV	VDE	UL / CUL
File No.	1245129	R 50006512	40006318	E88991

»» Safety Approval Rating

CSA / CUS		TUV	
892	892H	892	892H
NO : 7A 125VAC 5A 277VAC NC : 3A 125VAC 3A 277VAC	NO : 10A 125VAC 7A 277VAC TV-3 NC : 5A 125VAC 5A 277VAC	NO : 7A 120VAC 5A 240VAC NC : 3A 120VAC 3A 240VAC	NO : 10A 120VAC 7A 240VAC NC : 5A 120VAC 5A 240VAC
VDE		UL / CUL	
892	892H	892	892H
NO : 5A 250VAC T85 NC : 3A 250VAC T85	NO : 7A 250VAC T85 NC : 5A 250VAC T85	NO : 7A 125VAC 5A 277VAC 1/10HP 125VAC 1/6HP 277VAC NC : 3A 125VAC 3A 277VAC	NO : 10A 125VAC 7A 277VAC NC : 5A 125VAC 5A 277VAC NO/NC : 4FLA/4LRA 120VAC

»» Outline Dimensions



»» Wiring Diagram

BOTTOM VIEW

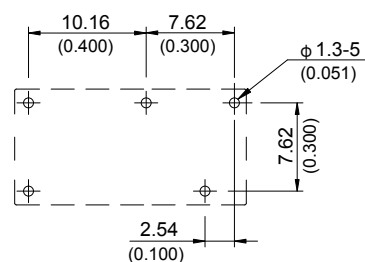
1C

1A

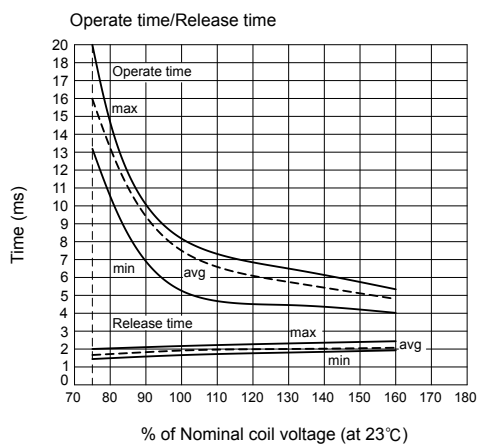
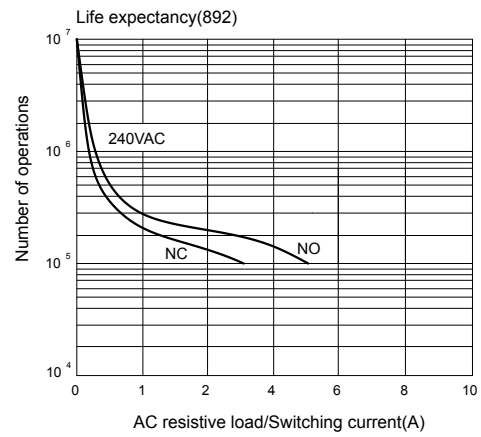
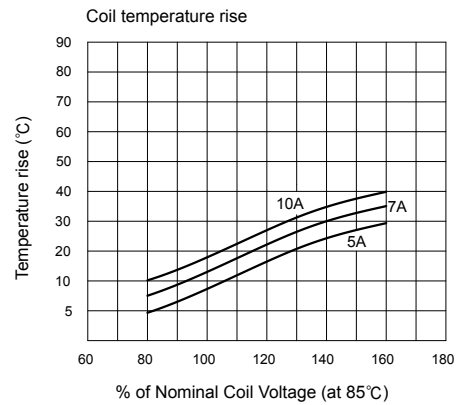


»» PC Board Layout

BOTTOM VIEW



»» Engineering Data



Mouser Electronics

Authorized Distributor

Click to View Pricing, Inventory, Delivery & Lifecycle Information:

[Song Chuan:](#)

[892H-1CC-F-S 24 Vdc](#) [892HN-1CC-F-S 24 Vdc](#) [892HN-1CC-F-S 12 Vdc](#) [892H-1CC-F-S 12 Vdc](#) [892H-1CH-C-12VDC](#) [892H-1AH-F-S-12VDC](#) [892H-1CC-C-24VDC](#) [892H-1CH-F-S-24VDC](#) [892HN-1AH-F-C-12VDC](#) [892H-1AH-F-C-12VDC](#) [892-1AC-S-12VDC](#) [892H-1CH-F-S-12VDC](#) [892H-1CH-F-C-12VDC](#) [892HN-1AH-S-12VDC](#) [892H-1AC-F-S-12VDC](#) [892H-1CH-F-C-24VDC](#) [892H-1AC-F-C-24VDC](#) [892-1AC-C-12VDC](#) [892-1CH-S-12VDC](#) [892HN-1AH-C-12VDC](#) [892-1AH-S-24VDC](#) [892-1CH-F-S-12VDC](#) [892HN-1CH-S-12VDC](#) [892H-1CH-S-12VDC](#) [892H-1CC-F-C-12VDC](#) [892H-1AH-F-S-24VDC](#) [892N-1AH-F-C-12VDC](#) [892H-1AC-F-S-24VDC](#) [892-1CH-F-S-24VDC](#) [892HN-1AH-F-S-12VDC](#) [892H-1CH-C-24VDC](#) [892N-1CH-F-S-24VDC](#) [892-1CC-S-24VDC](#)