

SANYO	No.5291	2SC5297
		NPN Triple Diffused Planar Silicon Transistor Ultrahigh-Definition CRT Display Horizontal Deflection Output Applications

Features

- High Speed : $t_r = 100\text{ns typ.}$
- High breakdown voltage : $V_{CBO} = 1500\text{V.}$
- High reliability (Adoption of HVP process).
- Adoption of MBIT process.

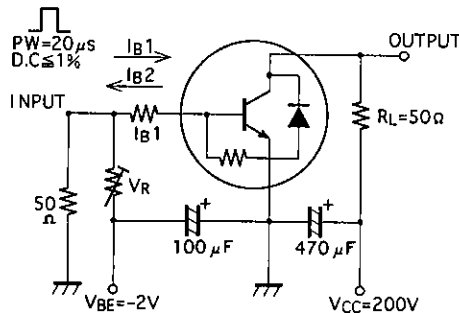
Absolute Maximum Ratings at $T_a = 25^\circ\text{C}$

Collector-to-Base Voltage	V_{CBO}	1500		unit
Collector-to-Emitter Voltage	V_{CEO}	800		V
Emitter-to-Base Voltage	V_{EBO}	6		V
Collector Current	I_C	8		A
Collector Current (Pulse)	I_{CP}	16		A
Collector Dissipation	P_C	3.0		W
		$T_c = 25^\circ\text{C}$		
Junction Temperature	T_j	60		W
Storage Temperature	T_{stg}	150		$^\circ\text{C}$
		-55 to +150		$^\circ\text{C}$

Electrical Characteristics at $T_a = 25^\circ\text{C}$

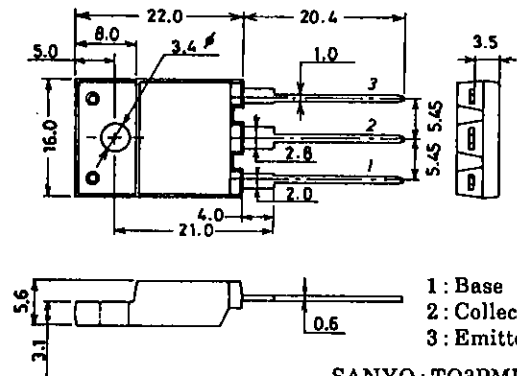
			min	typ	max	unit
Collector Cutoff Current	I_{CBO}	$V_{CB} = 800\text{V}, I_E = 0$			10	μA
Collector Cutoff Current	I_{CES}	$V_{CE} = 1500\text{V}, R_{BE} = 0$			1.0	mA
Collector Sustaining Voltage	$V_{CEO(SUS)}$	$I_C = 100\text{mA}, I_B = 0$	800			V
Emitter Cutoff Current	I_{EBO}	$V_{EB} = 4\text{V}, I_C = 0$			1.0	mA
C-E Saturation Voltage	$V_{CE(sat)}$	$I_C = 5\text{A}, I_B = 1.25\text{A}$			5	V
B-E Saturation Voltage	$V_{BE(sat)}$	$I_C = 5\text{A}, I_B = 1.25\text{A}$			1.5	V
DC Current Gain	$h_{FE(1)}$	$V_{CE} = 5\text{V}, I_C = 1\text{A}$	20		30	
	$h_{FE(2)}$	$V_{CE} = 5\text{V}, I_C = 5\text{A}$	4		7	
Storage Time	t_{stg}	$I_C = 4\text{A}, I_{B1} = 0.8\text{A}, I_{B2} = -1.6\text{A}$			3.0	μs
Fall Time	t_f	$I_C = 4\text{A}, I_{B1} = 0.8\text{A}, I_{B2} = -1.6\text{A}$	0.1		0.2	μs

Switching Time Test Circuit



Package Dimensions 2039C

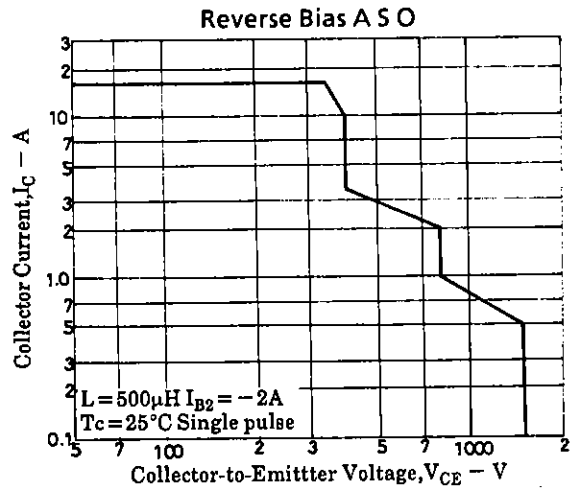
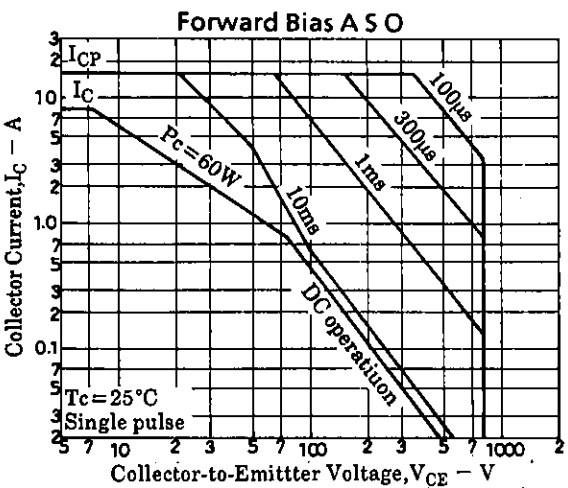
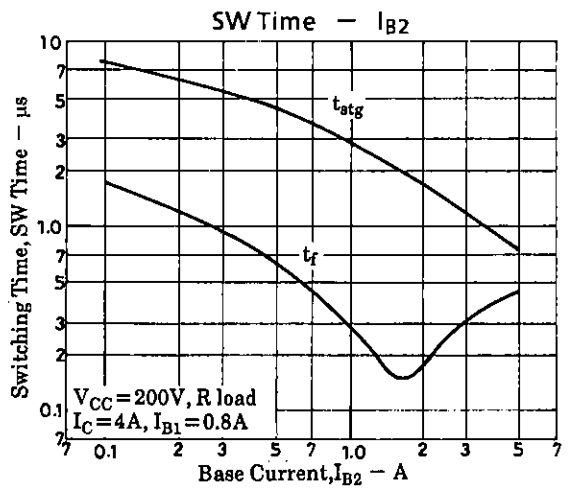
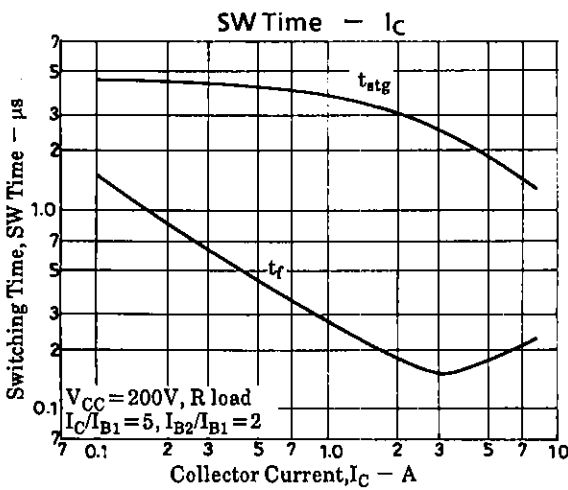
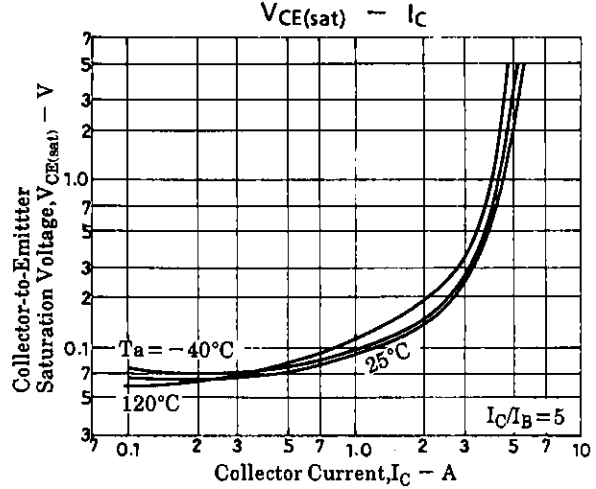
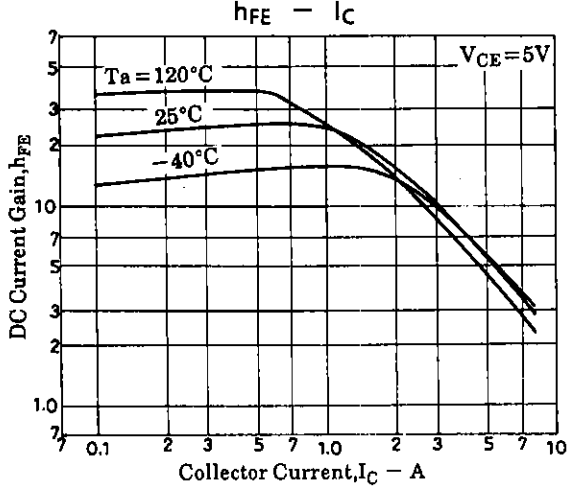
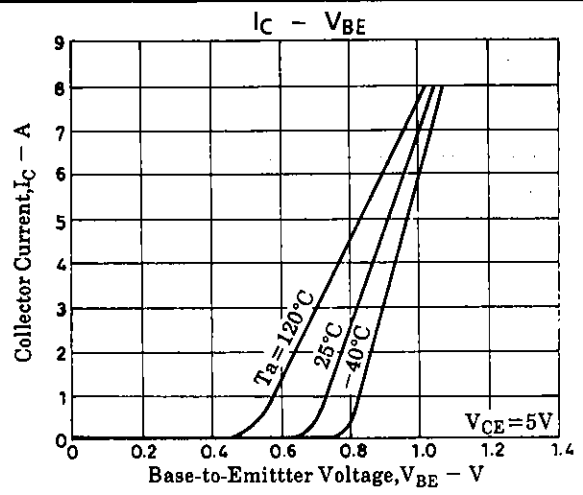
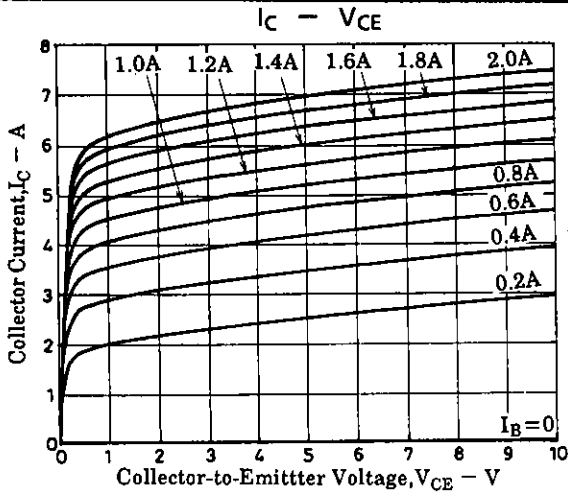
(unit : mm)

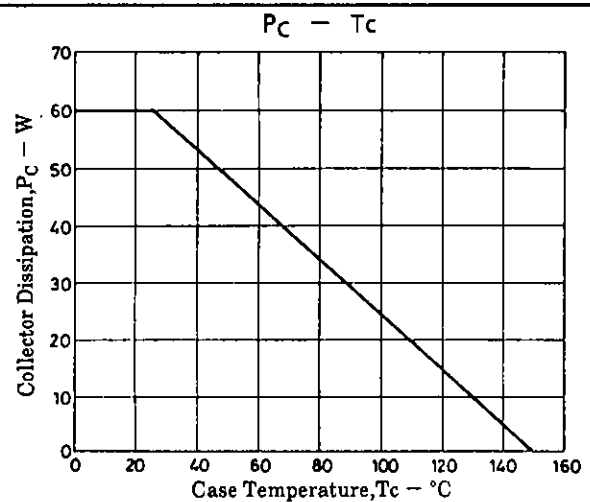
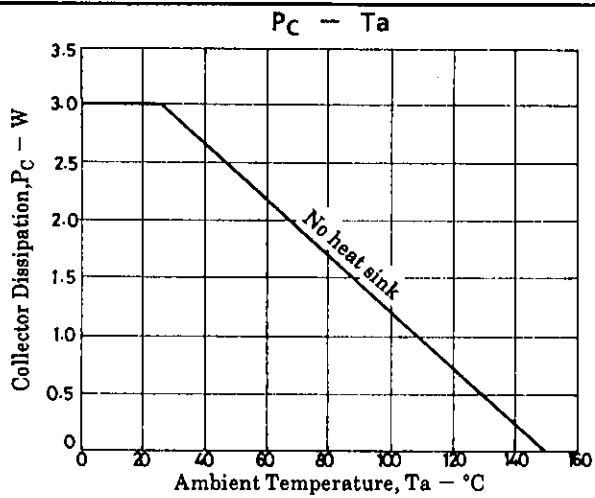


SANYO : TO3PML

SANYO Electric Co., Ltd. Semiconductor Business Headquarters

TOKYO OFFICE Tokyo Bldg., 1-10, 1 Chome, Ueno, Taito-ku, TOKYO, 110 JAPAN





■ No products described or contained herein are intended for use in surgical implants, life-support systems, aerospace equipment, nuclear power control systems, vehicles, disaster/crime-prevention equipment and the like, the failure of which may directly or indirectly cause injury, death or property loss.

■ Anyone purchasing any products described or contained herein for an above-mentioned use shall:

- ① Accept full responsibility and indemnify and defend SANYO ELECTRIC CO., LTD., its affiliates, subsidiaries and distributors and all their officers and employees, jointly and severally, against any and all claims and litigation and all damages, cost and expenses associated with such use;
- ② Not impose any responsibility for any fault or negligence which may be cited in any such claim or litigation on SANYO ELECTRIC CO., LTD., its affiliates, subsidiaries and distributors or any of their officers and employees jointly or severally.

■ Information (including circuit diagrams and circuit parameters) herein is for example only; it is not guaranteed for volume production. SANYO believes information herein is accurate and reliable, but no guarantees are made or implied regarding its use or any infringements of intellectual property rights or other rights of third parties.

This catalog provides information as of January, 1996. Specifications and information herein are subject to change without notice.

This datasheet has been download from:

www.datasheetcatalog.com

Datasheets for electronics components.