

SANYO	No.575D	2SB764/2SD863
	PNP/NPN Epitaxial Planar Silicon Transistors Voltage Regulator, Relay Lamp Driver Electrical Equipment Applications	

(): 2SB764

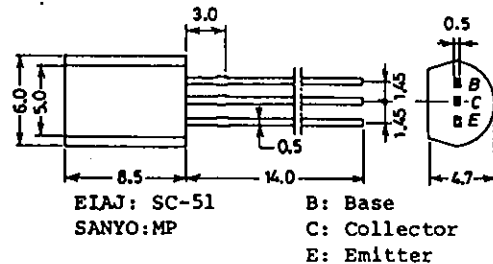
Absolute Maximum Ratings at Ta=25°C			unit
Collector to Base Voltage	V _{CB0}	(-)60	V
Collector to Emitter Voltage	V _{CE0}	(-)50	V
Emitter to Base Voltage	V _{EB0}	(-)5	V
Collector Current	I _C	(-)1	A
Collector Current(Pulse)	I _{CP}	(-)2	A
Collector Dissipation	P _C	0.9	W
Junction Temperature	T _J	150	°C
Storage Temperature	T _{stg}	-55 to +150	°C

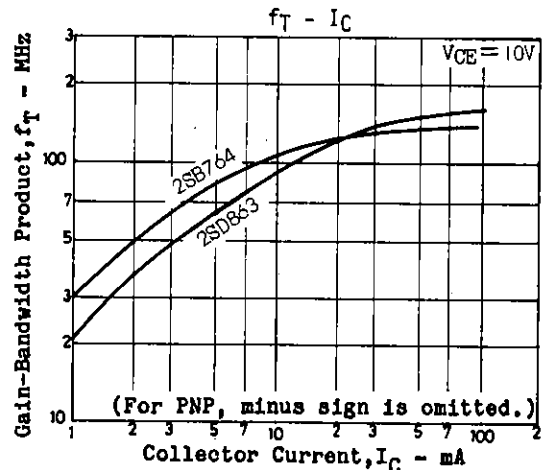
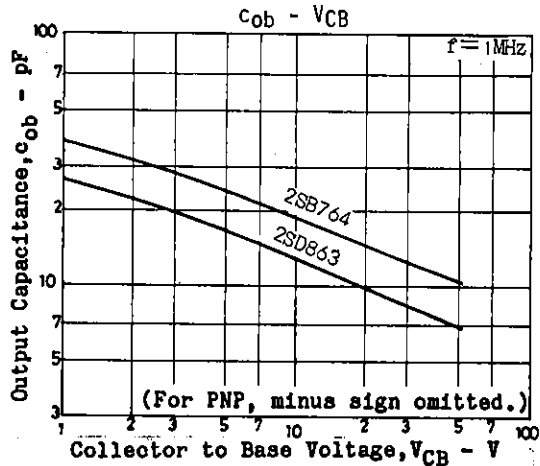
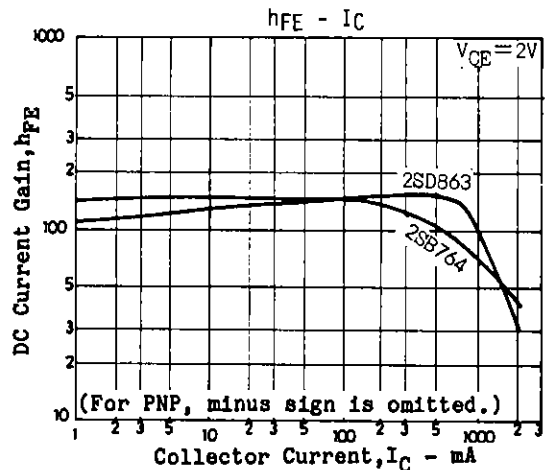
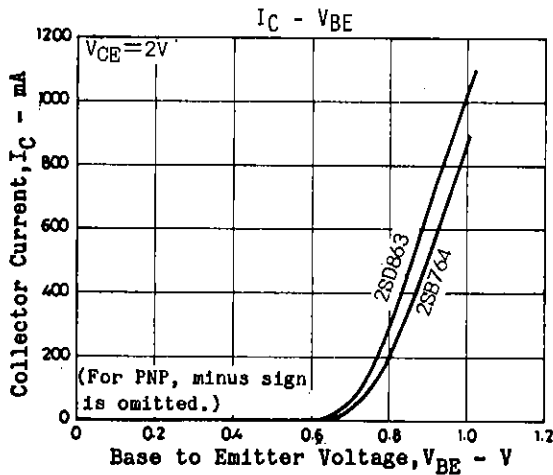
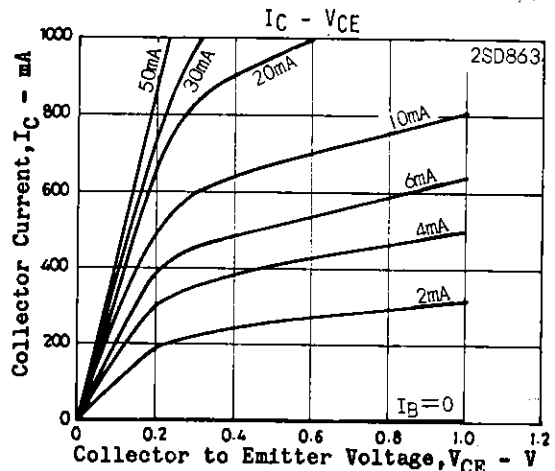
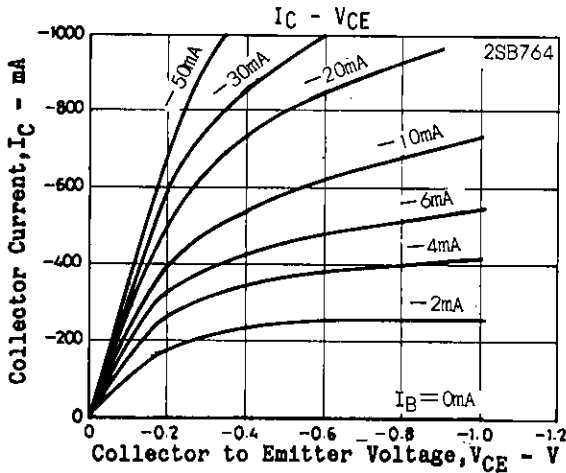
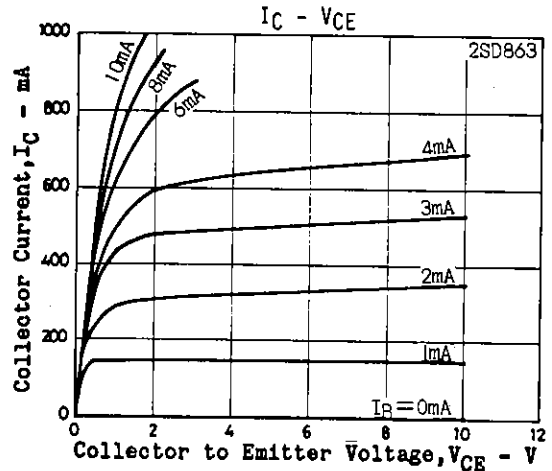
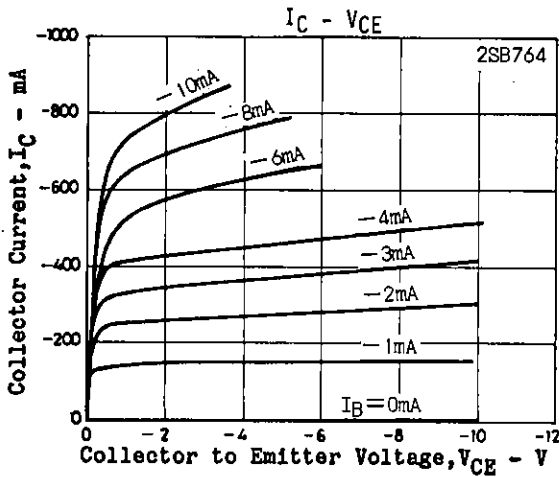
Electrical Characteristics at Ta=25°C				min	typ	max	unit
Collector Cutoff Current	I _{CBO}	V _{CB} =(-)50V, I _E =0				(-)1	μA
Emitter Cutoff Current	I _{EBO}	V _{EB} =(-)4V, I _C =0				(-)1	μA
DC Current Gain	h _{FE} (1)	V _{CE} =(-)2V, I _C =(-)50mA	60*			320*	
		V _{CE} =(-)2V, I _C =(-)1A	30				
Gain-Bandwidth Product	f _T	V _{CE} =(-)10V, I _C =(-)50mA		150			MHz
Output Capacitance	c _{ob}	V _{CE} =(-)10V, f=1MHz		(20)			pF
				12			pF
C-E Saturation Voltage	V _{CE(sat)}	I _C =(-)500mA, I _B =(-)50mA		(-0.2)	(-0.7)		V
					0.15	0.5	
B-E Saturation Voltage	V _{BE(sat)}	I _C =(-)500mA, I _B =(-)50mA		(-)0.85	(-)1.2		V
C-B Breakdown Voltage	V _{(BR)CBO}	I _C =(-)10μA, I _E =0	(-)60				V
C-E Breakdown Voltage	V _{(BR)CEO}	I _C =(-)1mA, R _{BE} =∞	(-)50				V
E-B Breakdown Voltage	V _{(BR)EBO}	I _E =(-)10μA, I _C =0	(-)5				V

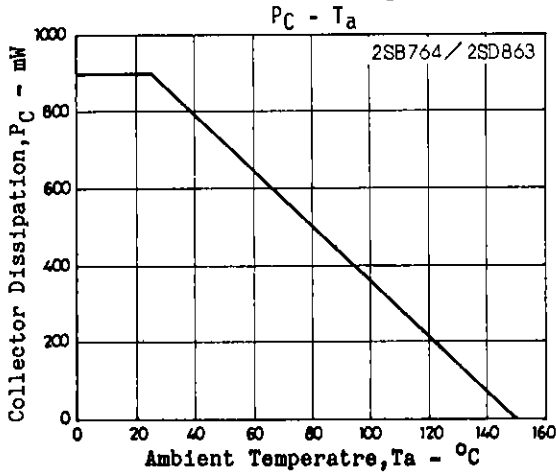
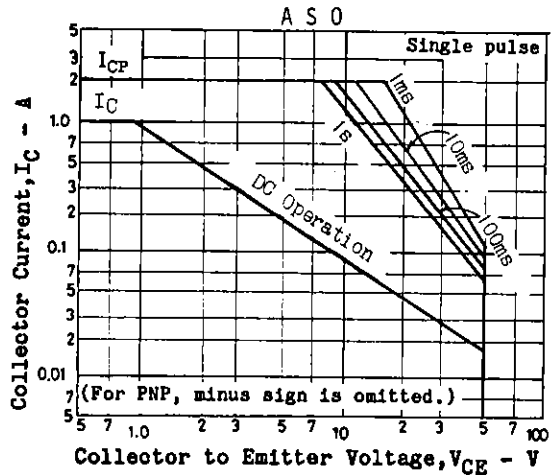
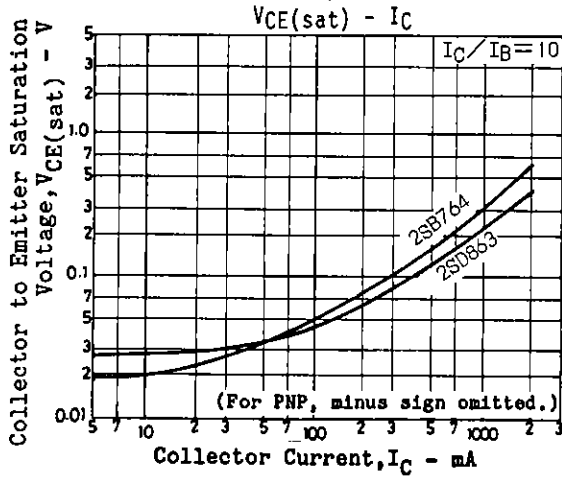
* The 2SB764/2SD863 are classified by 50mA h_{FE} as follows.

60	D	120	100	E	200	160	F	320
----	---	-----	-----	---	-----	-----	---	-----

Package Dimensions 2006A
(unit: mm)







- No products described or contained herein are intended for use in surgical implants, life-support systems, aerospace equipment, nuclear power control systems, vehicles, disaster/crime-prevention equipment and the like, the failure of which may directly or indirectly cause injury, death or property loss.
- Anyone purchasing any products described or contained herein for an above-mentioned use shall:
 - ① Accept full responsibility and indemnify and defend SANYO ELECTRIC CO., LTD., its affiliates, subsidiaries and distributors and all their officers and employees, jointly and severally, against any and all claims and litigation and all damages, cost and expenses associated with such use:
 - ② Not impose any responsibility for any fault or negligence which may be cited in any such claim or litigation on SANYO ELECTRIC CO., LTD., its affiliates, subsidiaries and distributors or any of their officers and employees jointly or severally.
- Information (including circuit diagrams and circuit parameters) herein is for example only; it is not guaranteed for volume production. SANYO believes information herein is accurate and reliable, but no guarantees are made or implied regarding its use or any infringements of intellectual property rights or other rights of third parties.