

A

DI, NDI & DM SERIES SPST STANDARD DIP SWITCHES

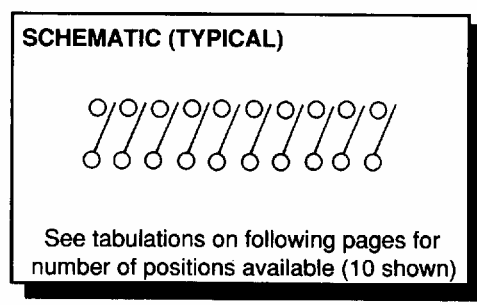
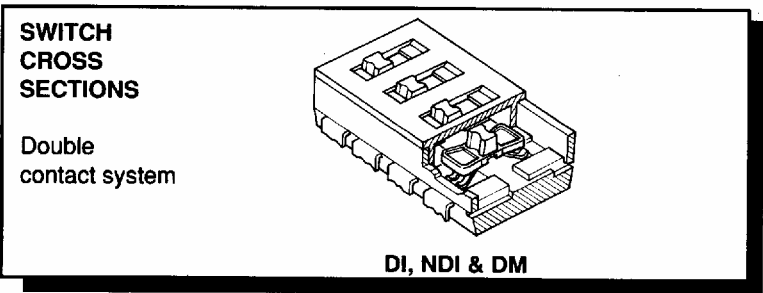
FEATURES
 High reliability.
 Self-cleaning contacts.
 Multi- positions.
 Process compatible with tape seal.
 Dual in-line .100" x .300" term. spacing.

GENERAL SPECIFICATIONS	
ELECTRICALS	
Electrical life	2000 cycles min. per switch @ 24 VDC, 25 mA
Contact rating, non-switching	100 mA at 50 VDC
Contact rating, switching	25 mA at 24 VDC
Contact resistance at current 100 mA	50 mΩ max. initial - 100 mΩ max. after life test
Insulation resistance at 100 VDC	100 MΩ minimum
Dielectric strength	500 VDC for 1 minute
Capacitance	5 pf. max. between adjacent terminals
MECHANICALS, THERMALS	
Mechanical life	2000 cycles min. per switch
Operating force	800 grams max.
Vibration	10-55 Hz.per MIL-STD-202F METHOD 201A
Shock	50 g (peak value) for 11 msec. per MIL-STD-202F, METHOD 213B
Operating temperature range	-40°C to 85°C
SOLDERING & CLEANING RECOMMENDATIONS*	
Hand soldering	320°C max. for 2 seconds max.(30 watt iron max.)
Wave soldering	260°C max. for 5 seconds max.
Force rinse, high agitation or triple bath cleaning method	Freon TF or TE. When vapor methods are used, do not subject switch to solvents above 51°C.

* Note: keep switches in "OFF" position during soldering and cleaning for best results

MATERIALS	
Base & Cover	DI: UL94V-O, glass fiber filled PBT, black NDI & DM: UL94V-O, glass fiber filled PPS, black
Actuators	UL94V-O, Nylon, white
Contacts	Gold over nickel plated copper alloy
Terminals	DI: Tin/lead plated brass. NDI & DM: Gold over nickel plated copper alloy.
Term. Sealing	Molded-in
Tape seal	Polyester film


PACKAGING
 DIP switches are shipped in standard IC tubes with all actuators in the "OFF" position.
 Tape & reel packaging per EIA available for DMR models - consult factory.



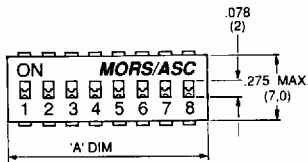
Tin/lead plated brass terminals

SPECIFICATIONS SUBJECT TO CHANGE WITHOUT NOTICE.

**DI & NDI Series
Machine
Insertable ***

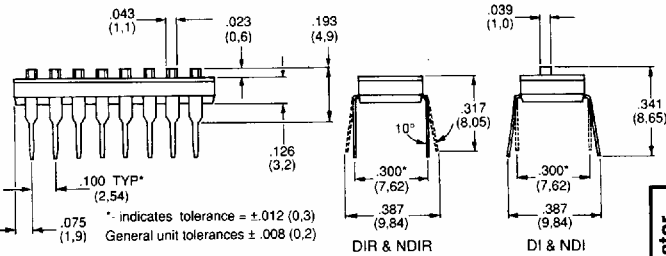
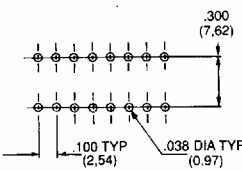


Mechanical outline



Printed circuit board layout

tolerance ± .003 (0,08), non-cumulative



New!

Actuator	Squared terminals		Spread terminals		No. of Pos.	'A' Dim. +.008/-0.000" (+0.2/-0.0mm)
	MODEL NO. with no tape seal	MODEL NO. with tape seal	MODEL NO. with no tape seal	MODEL NO. with tape seal		
Raised	n/a	n/a	DI-01S	n/a	1	.137 (3,48)
	DI-02H	n/a	DI-02S	n/a	2	.237 (6,02)
	DI-04H	n/a	DI-04S	n/a	4	.437 (11,10)
	DI-06H	n/a	DI-06S	n/a	6	.637 (16,18)
	DI-08H	n/a	DI-08S	n/a	8	.837 (21,26)
DI-10H	n/a	DI-10S	n/a	10	1.037 (26,34)	
Recessed	n/a	n/a	DIR-01S	DIR-01ST	1	.137 (3,48)
	DIR-02H	DIR-02HT	DIR-02S	DIR-02ST	2	.237 (6,02)
	DIR-04H	DIR-04HT	DIR-04S	DIR-04ST	4	.437 (11,10)
	DIR-06H	DIR-06HT	DIR-06S	DIR-06ST	6	.637 (16,18)
	DIR-08H	DIR-08HT	DIR-08S	DIR-08ST	8	.837 (21,26)
DIR-10H	DIR-10HT	DIR-10S	DIR-10ST	10	1.037 (26,34)	

n/a = not available.

* Auto-insertable using equipment from Amistar, Dynapert, Panasert, Northeastern Tool, Universal and others.

Gold over nickel plated copper alloy terminals

Actuator	Squared terminals		Spread terminals		No. of Pos.	'A' Dim. +.008/-0.000" (+0.2/-0.0mm)
	MODEL NO. with no tape seal	MODEL NO. with tape seal	MODEL NO. with no tape seal	MODEL NO. with tape seal		
Raised	n/a	n/a	NDI-01S	n/a	1	.137 (3,48)
	NDI-02H	n/a	NDI-02S	n/a	2	.237 (6,02)
	NDI-03H	n/a	NDI-03S	n/a	3	.337 (8,56)
	NDI-04H	n/a	NDI-04S	n/a	4	.437 (11,10)
	NDI-05H	n/a	NDI-05S	n/a	5	.537 (13,64)
	NDI-06H	n/a	NDI-06S	n/a	6	.637 (16,18)
	NDI-07H	n/a	NDI-07S	n/a	7	.737 (18,72)
	NDI-08H	n/a	NDI-08S	n/a	8	.837 (21,26)
	NDI-09H	n/a	NDI-09S	n/a	9	.937 (23,80)
	NDI-10H	n/a	NDI-10S	n/a	10	1.037 (26,34)
Recessed	n/a	n/a	NDIR-01S	NDIR-01ST	1	.137 (3,48)
	NDIR-02H	NDIR-02HT	NDIR-02S	NDIR-02ST	2	.237 (6,02)
	NDIR-03H	NDIR-03HT	NDIR-03S	NDIR-03ST	3	.337 (8,56)
	NDIR-04H	NDIR-04HT	NDIR-04S	NDIR-04ST	4	.437 (11,10)
	NDIR-05H	NDIR-05HT	NDIR-05S	NDIR-05ST	5	.537 (13,64)
	NDIR-06H	NDIR-06HT	NDIR-06S	NDIR-06ST	6	.637 (16,18)
	NDIR-07H	NDIR-07HT	NDIR-07S	NDIR-07ST	7	.737 (18,72)
	NDIR-08H	NDIR-08HT	NDIR-08S	NDIR-08ST	8	.837 (21,26)
	NDIR-09H	NDIR-09HT	NDIR-09S	NDIR-09ST	9	.937 (23,80)
	NDIR-10H	NDIR-10HT	NDIR-10S	NDIR-10ST	10	1.037 (26,34)