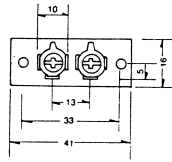


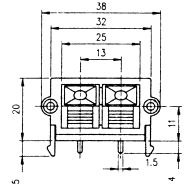


Screw Terminal & Push Terminal

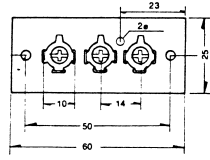

K2780
2P SCREW TERMINAL



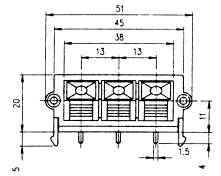

K2790
2P PUSH TERMINAL



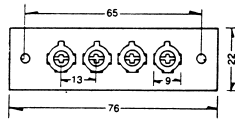

K2781
3P SCREW TERMINAL



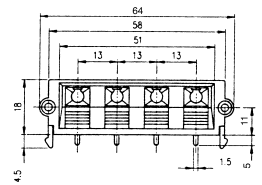

K27901
3P PUSH TERMINAL



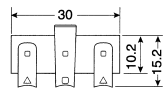
K2782
4P SCREW TERMINAL



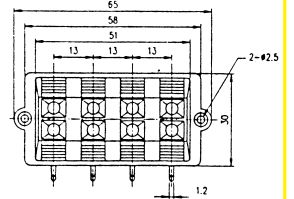
K2791
4P PUSH TERMINAL



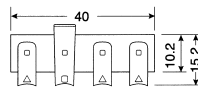
K27830
3P LUG TERMINAL



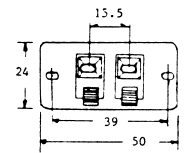

K2792
8P PUSH TERMINAL



K27831
4P LUG TERMINAL



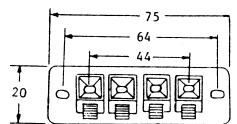

K280
2P PUSH TERMINAL



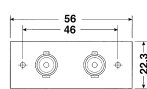

K27832
5P LUG TERMINAL



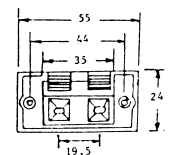

K281
4P PUSH TERMINAL



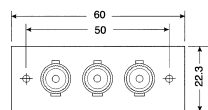

K27840
2P SCREW TERMINAL



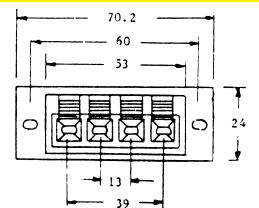

K282
2P PUSH TERMINAL



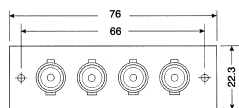

K27841
3P SCREW TERMINAL



K283
4P PUSH TERMINAL



K27842
4P SCREW TERMINAL



K283A
4P PUSH TERMINAL

