



**DC COMPONENTS CO., LTD.**

RECTIFIER SPECIALISTS

DL4728A

THRU

DL4754A

**TECHNICAL SPECIFICATIONS OF GLASS SILICON ZENER DIODES**

**FEATURES**

- \* Voltage Range: 3.3V to 39V
- \* Double slug type construction

**MECHANICAL DATA**

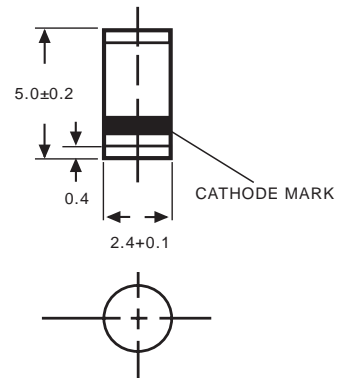
- \* Case: Glass sealed case
- \* Terminals: Solder plated, solderable per MIL-STD-750, Method 2026
- \* Polarity: Color band denotes cathode end
- \* Mounting position: Any
- \* Weight: 0.35 gram

**MAXIMUM RATINGS AND ELECTRICAL CHARACTERISTICS**

Ratings at 25 °C ambient temperature unless otherwise specified.  
 Single phase, half wave, 60 Hz, resistive or inductive load.  
 For capacitive load, derate current by 20%.



DL-41



Dimensions in millimeters

	SYMBOL	VALUE	UNITS
Zener Current see Table "Characterisitics"			
Power Dissipation at Tamb=25°C	P <sub>tot</sub>	1 <sup>(1)</sup>	W
Junction Temperature	T <sub>j</sub>	175	°C
Storage Temperature Range	T <sub>stg</sub>	-55 to + 200	°C
Thermal Resistance	R <sub>thA</sub>	-	K/mW
Junction to Ambient Air		-	Typ.
		170 <sup>(1)</sup>	Min.
			Max.
Forward Voltage	V <sub>F</sub>	-	Volts
at I <sub>F</sub> =200mA		-	Typ.
		1.2	Min.
			Max.

1)Valid Provided that leads are kept at ambient temperature at a distance of 10 mm from case.

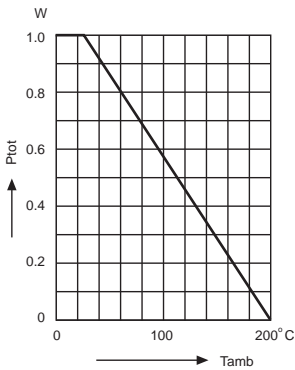
NOTE: Suffix "A" indicates Zener Voltage Tolerance ± 5%

RATING AND CHARACTERISTIC CURVES (DL4728A THRU DL4754A)

TYPE	Nominal Zener Voltage VZ@IZT	Test Current IZT	Maximum Zener Impedance		IZK	Maximum Reverse Leakage Current		Max. Surge Current IR	Maximum Regulator Current IZM
			ZZT@IZT	ZZT@IZK		IR	@VR		
			Ohms	Ohms		uA	Volts		
DL4728A	3.3	76	10	400	1.0	100	1.0	1380	276
DL4729A	3.6	69	10	400	1.0	100	1.0	1260	252
DL4730A	3.9	64	9.0	400	1.0	50	1.0	1170	234
DL4731A	4.3	58	9.0	400	1.0	10	1.0	1085	217
DL4732A	4.7	53	8.0	500	1.0	10	1.0	965	193
DL4733A	5.1	49	7.0	550	1.0	10	1.0	890	178
DL4734A	5.6	45	5.0	600	1.0	10	2.0	810	162
DL4735A	6.2	41	2.0	700	1.0	10	3.0	730	146
DL4736A	6.8	37	3.5	700	1.0	10	4.0	660	133
DL4737A	7.5	34	4.0	700	0.5	10	5.0	605	121
DL4738A	8.2	31	4.5	700	0.5	10	6.0	550	110
DL4739A	9.1	28	5.0	700	0.5	10	7.0	500	100
DL4740A	10	25	7.0	700	0.25	10	7.6	454	91
DL4741A	11	23	8.0	700	0.25	5.0	8.4	414	83
DL4742A	12	21	9.0	700	0.25	5.0	9.1	380	76
DL4743A	13	19	10	700	0.25	5.0	9.9	344	69
DL4744A	15	17	14	700	0.25	5.0	11.4	304	61
DL4745A	16	15.5	16	700	0.25	5.0	12.2	285	57
DL4746A	18	14	20	750	0.25	5.0	13.7	250	50
DL4747A	20	12.5	22	750	0.25	5.0	15.2	225	45
DL4748A	22	11.5	23	750	0.25	5.0	16.7	205	41
DL4749A	24	10.5	25	750	0.25	5.0	18.2	190	38
DL4750A	27	9.5	35	750	0.25	5.0	20.6	170	34
DL4751A	30	8.5	40	1000	0.25	5.0	22.8	150	30
DL4752A	33	7.5	45	1000	0.25	5.0	25.1	135	27
DL4753A	36	7.0	50	1000	0.25	5.0	27.4	125	25
DL4754A	39	6.5	60	1000	0.25	5.0	29.7	115	23

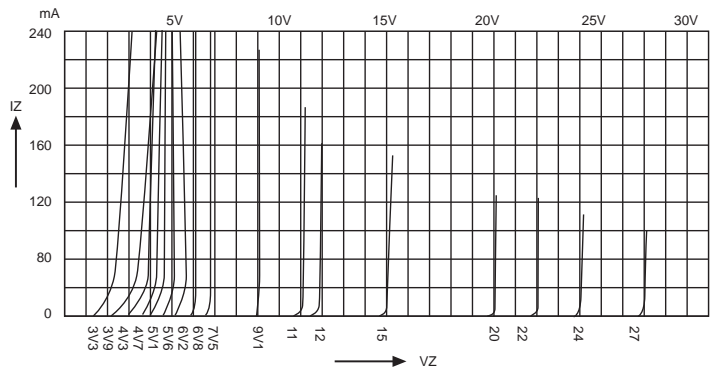
Admissible power dissipation versus ambient temperature

Valid provided that leads are kept at ambient temperature at a distance of 10mm from case



Breakdown characteristics

DL47-SERIES



DC COMPONENTS CO., LTD.

This datasheet has been download from:

[www.datasheetcatalog.com](http://www.datasheetcatalog.com)

Datasheets for electronics components.