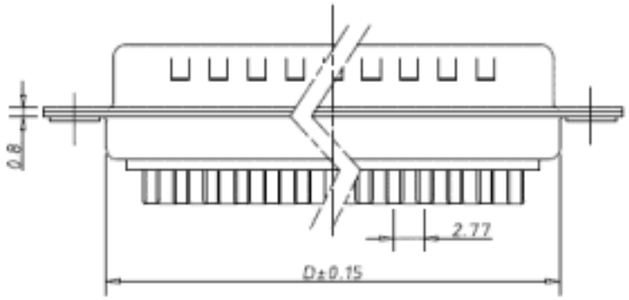

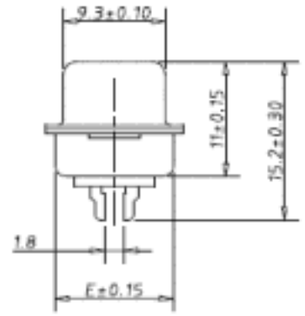

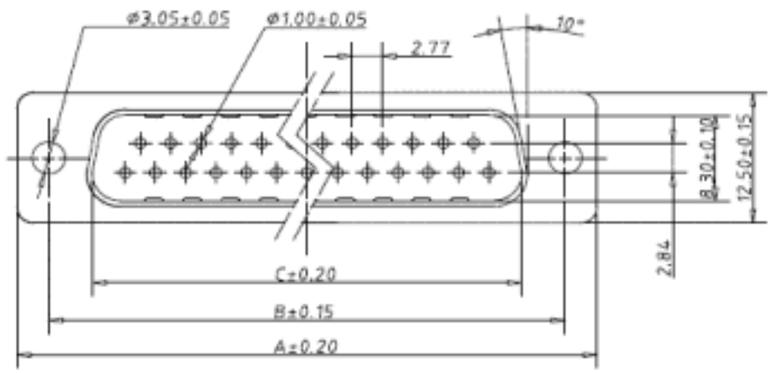

DIM \ PIN	9Pin	15Pin	25Pin	37Pin
A	30.80	39.20	53.05	69.40
B	25.00	33.30	47.05	63.50
C	16.92	25.25	38.95	55.40
D	19.20	27.70	41.10	57.30
E	10.80	10.70	10.70	10.70

1.Materials
Colloid: PBT+30%GF, UL94V-0,
The lead pins material and plated layer: Brass , Gold flashing on touching part , Sn3~5um on soldering part.
The shell material and plated layer: SPCC, front shell plated Ni 1.0um, back shell plated Sn3~5um.
2.Electronicperformance:
Rated current:5A
Withstand voltage: 1000V r.m.s, 1Ma, 60s
Insulated resistance: ≥5000MΩ
Contacted resistance: ≤15MΩ
3.Mechanical performance:
Plug in force: ≤ 3.3N/pin
Pull out force: ≥0.3N/pin
Mechanical life: 50 times
4.Environmental parameters:
Operating temperature:-40℃~ +100℃
Temperature:≤ 93% □ 40℃□
Withstand soldering temperature: 245℃±5℃, 10s
5.Store conditions:
Environment temperature: -10℃~+40℃
Relative humidity: under 80%
6.Mount type: Soldering mount
7.Conform to EU RoHS

铆钉型式说明

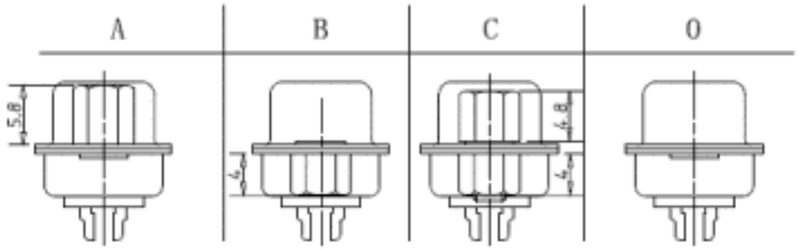

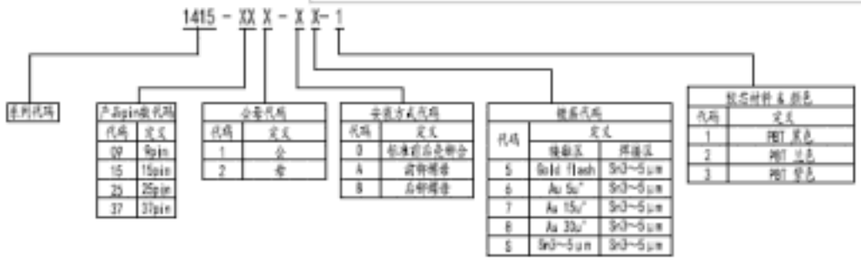

未注公差见下表:

.X	±0.50	X°	±2°
.X	±0.38	.X°	±2°
.XX	±0.25		

标记	处数	更改文件号	签字	日期
设计		马杰		2010.05.09
审核		高燕辉		2010.05.10
工艺		春凤		2010.05.11
标准化		王海涛		2010.05.12
批准		张涛		2010.05.14

D-SUB 低密度简易焊线式公头
D-SUB low desity and simple soldering type male

1415-XX-X-X-X-X

ULO. 1415. XX1

投影符号	图纸	重量	比例
	A0		

共 1 张 第 1 张

深圳市优联康电子有限股份公司

1415- XX X- X X- 1

Series code

code of pins number	
code	means
9	9pin
15	15pin
25	25pin
37	37pin

male and female code	
code	means
1	male
2	female

Mount type code	
code	means
O	standard rivet front shell and rear shell
A	front rivet nut
B	rear rivet nut

plated layer code		
code	means	
	contant area	soldering area
5	Gold flash	Sn3~5um
6	Au 5u"	Sn3~5um
7	Au 15u"	Sn3~5um
8	Au 30u"	Sn3~5um
S	Sn3~5um	Sn3~5um

Rubber core material & color	
code	means
1	PBT black
2	PBT blue
3	PBT purple