

350W 48V CONTROLLER



Feature:

- 1)Rated voltage: DC 48V
- 2)Rated power: 350W
- 3)Under-voltage protection: DC42V \pm 1V
- 4)Current limited: 22A \pm 1A
- 5)Efficiency: 83%
- 6)Controller category: Brushless direct current
- 7)Applicable model: electric bicycle,electric scooter,electric vehicle
- 8)Size: 11 x 8 x 4 cm
- 9)Weight: 470g

YALU 亚陆® WENZHOU YALU ELECTRIC CO.,LTD



500W 36V/48V/60V Controller

Feature:


- 1)Rated voltage: DC 48V
- 2)Rated power: 500W
- 3)Under-voltage protection: DC42V \pm 1V
- 4)Current limited: 28A \pm 1A
- 5)Efficiency: 83%
- 6)Controller category: Brushless direct current
- 7)Applicable model: electric bicycle,electric scooter,electric vehicle
- 8) Size: 15 x 8 x 4 cm
- 9) Weight: 566g

750W 48/60V Controller

Feature:

- 1)Rated voltage: DC 48V
- 2)Rated power: 750W
- 3)Under-voltage protection: DC42V \pm 1V
- 4)Current limited: 38A \pm 1A
- 5)Efficiency: ?83%
- 6)Consumption: <1.5W
- 7)Controller category: Brushless direct current
- 8)Applicable model: electric bicycle,electric scooter,electric vehicle
- 9)Size: 21 x 8 x 4 cm

10)Weight: 813g



1000W 48/60V Controller

Feature:

- 1)Rated voltage: DC 60V
- 2)Rated power: 1000W
- 3)Under-voltage protection: DC42V \pm 1V
- 4)Current limited: 65A \pm 1A
- 5)Efficiency: \approx 83%
- 6)Controller category: Brushless direct current
- 7)Applicable model: electric bicycle,electric scooter,electric vehicle
- 8)Size: 21 x 12 x 6.5 cm
- 9)Weight: 1.82Kg



YALU 亚陆® WENZHOU YALU ELECTRIC CO.,LTD



1200W 48/60V Controller

Feature:

- 1)Rated voltage: DC 48V
- 2)Rated power: 1200W
- 3)Under-voltage protection: DC42V \pm 1V
- 4)Current limited: 70A \pm 1A
- 5)Efficiency: \geq 83%
- 6)Consumption: <1.5W
- 7)Controller category: Brushless direct current
- 8)Applicable model: electric bicycle,electric scooter,electric vehicle
- 9) Size: 24 x14 x7cm
- 10) Weight: 2.99Kg





1500W 60V/72V Controller

Feature:

- 1)Rated voltage: DC 60V
- 2)Rated power: 1500W
- 3)Under-voltage protection: DC42V \pm 1V
- 4)Current limited: 75A \pm 1A
- 5)Efficiency: \geq 83%
- 6)Consumption: <1.5W
- 7)Controller category: Brushless direct current
- 8)Applicable model: electric bicycle,electric scooter,electric vehicle
- 9)Size: 24 x 14 x 7 cm

YALU 亚陆® WENZHOU YALU ELECTRIC CO.,LTD

1800W 60V/72V Controller



YALU is distributed by MANTECH

YALU 亚陆® **WENZHOU YALU ELECTRIC CO.,LTD**

Feature:


- 1)Rated voltage: DC 60V
- 2)Rated power: 1800W
- 3)Under-voltage protection: DC42V \pm 1V
- 4)Current limited: 90A \pm 1A
- 5)Efficiency: \approx 83%
- 6)Consumption: <1.5W
- 7)Controller category: Brushless direct current
- 8)Applicable model: electric bicycle,electric scooter,electric vehicle
- 9)Size: 29 x14 x7 cm
- 10)Weight: 3.37Kg

2200W 60V/72V Controller

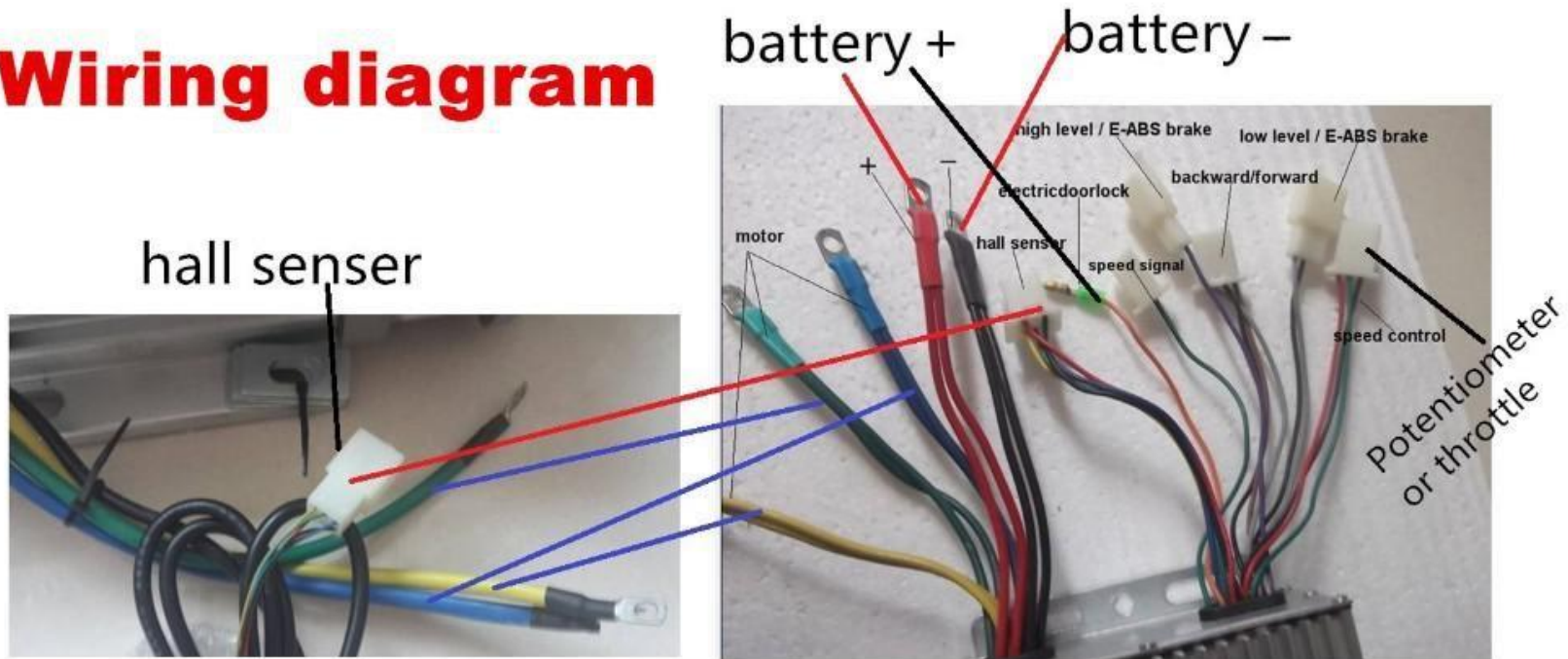
Feature:

- 1)Rated voltage: DC 60V
- 2)Rated power: 2200W
- 3)Under-voltage protection: DC42V \pm 1V
- 4)Current limited: 95A \pm 1A
- 5)Efficiency: \approx 83%
- 6)Consumption: <1.5W
- 7)Controller category: Brushless direct current
- 8)Applicable model: electric bicycle,electric scooter,electric vehicle
- 9)Size: 29 x14 x7 cm
- 10)Weight: 3.37Kg


YALU 亚陆® WENZHOU YALU ELECTRIC CO.,LTD




Wiring diagram



YALU 亚陆® WENZHOU YALU ELECTRIC CO.,LTD



YALU 亚陆® WENZHOU YALU ELECTRIC CO.,LTD



YALU 亚陆® WENZHOU YALU ELECTRIC CO.,LTD



YALU is distributed by MANTECH